

Summer on the Range

Stage 1 Bay 2 July 2009



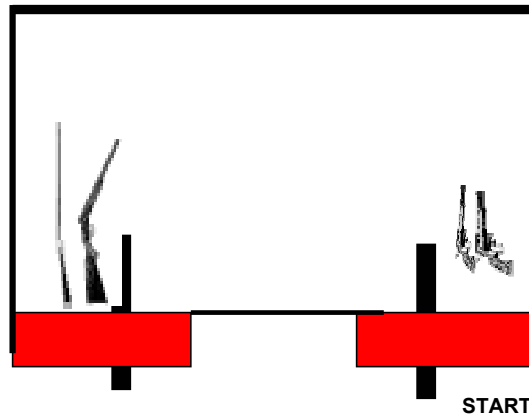
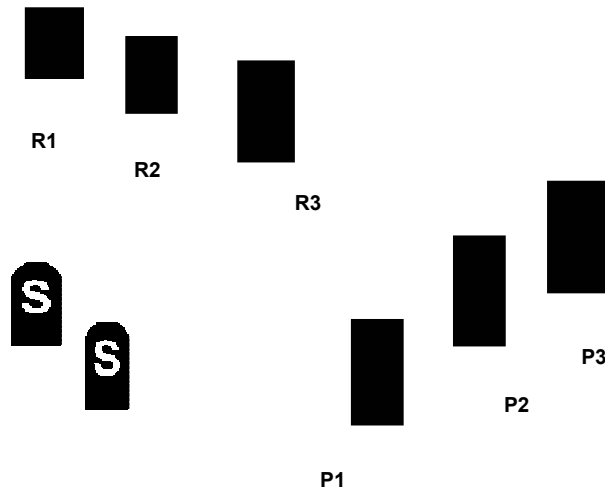
Two Revolvers and 10 cartridges, Rifle and 9 Cartridges, Shotgun and 2 + SHELLS

It is a very hot summer on the range, but the DHI Cowboys are still on the move to rout out the outlaw gangs from the area. The first gang to get rid of is the infamous Rapido Edwardo Gang.

Starting Position: Standing at right window with hands at side not touching pistols.

Staging: Two pistols loaded with five rounds each and holstered. Rifle loaded with 9 rounds and staged in left window tray. Shotgun staged in left window tray with at least two rounds on your person.

Procedure: Say "DANG HOT" and wait for the beep. At the beep engage the pistol targets thru the right window in a front (P1) to back Nevada Sweep. Holster. Draw second pistol and engage pistol targets in a back (P3) to front Nevada Sweep. Holster. Move to rifle and engage rifle targets front (R3) to back in a Nevada Sweep. Safely return rifle to tray. Retrieve shotgun and engage shotgun targets in any order.



**DHI Cowboys Encounter Their
Second Outlaw Gang
Stage 2 Bay 2 July 2009**



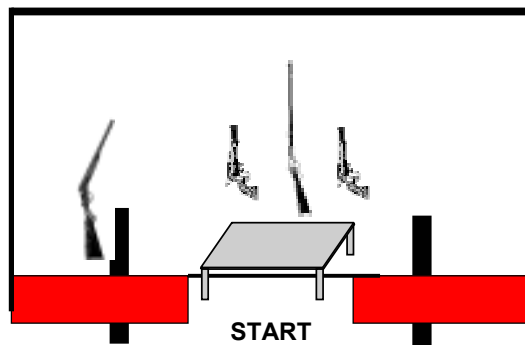
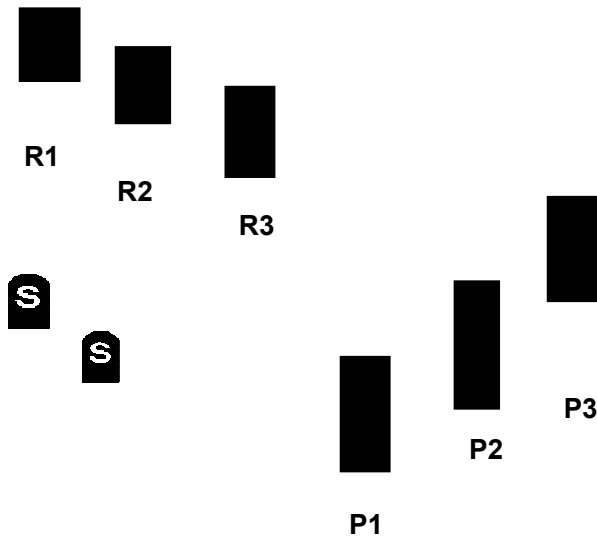
Two Revolvers and 10 cartridges, Rifle and 10 Cartridges, Shotgun and 2 + Shells

The DHI Cowboys have entered into the badlands and have tracked another outlaw gang, led by the treacherous Soil Seller, to their hideout. The Cowboys call out for the gangs surrender, but the outlaws have different ideas and lead starts to fly.

Starting Position: Start with both hands flat on the table not touching your guns

Staging: Two pistols loaded with five rounds each and holstered. Rifle loaded with 10 rounds staged on table in door. Shotgun staged in the left window with at least 2 rounds on your person.

Procedure: Say "**THROW UP YOUR HANDS**" and wait for the beep. At the beep engage the rifle targets as follows: R1 3 rounds; R2 with 4 rounds; and R3 with 3 rounds. Safely return rifle to table. Draw first pistol and engage pistol targets as follows: P1 3 rounds; P2 2 rounds. Holster. With second pistol engage P2 with 2 rounds and P3 with 3 rounds. Holster. Move to shotgun and engage shotgun targets in any order.



The Cowboys Move Deeper into the Badlands

Stage 3 Bay 3 or 4 July 2009



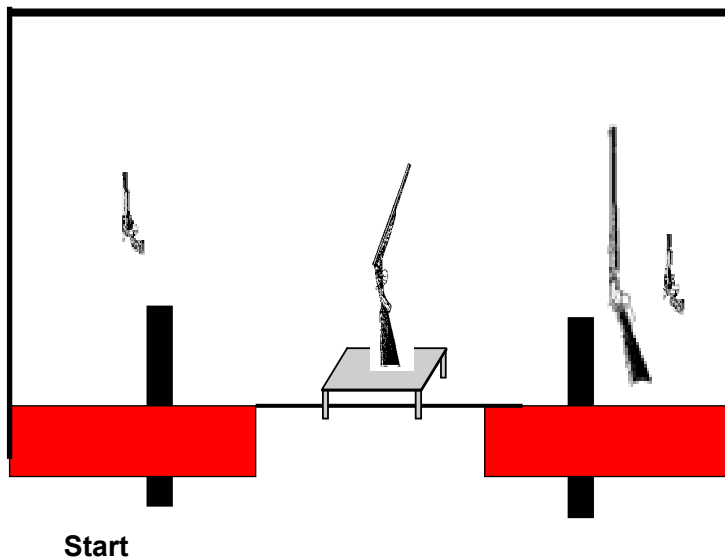
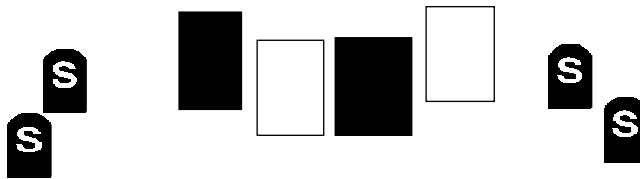
Two Revolvers and 10 cartridges, Rifle and 8 Cartridges, Shotgun and 4 + Shells

The DHI Cowboys are working to eliminate gangs. They move deeper into the badlands on information that the Wandering Eye gang has holed up in a small town. They proceed with caution.

Starting Position: Start standing at left window with hands at shoulder height on window frame.

Staging: Two pistols loaded with five rounds each and holstered. Rifle loaded with 8 rounds and staged in right window tray. Shotgun staged on table in door way with at least 4 rounds on your person.

Procedure: Say "MOVE WITH CAUTION" and wait for the beep. At the beep, with first pistol engage the pistol/rifle targets from the left as follows: P1-3 rounds, P2-2 rounds. Holster. Move to rifle and engage the pistol/rifle targets in a double tap sweep starting from the left. Return rifle to window tray. With second pistol engage pistol/rifle targets as follows: P3 with 3 rounds and P4 with 2 rounds. Holster. Move to shotgun and engage shotgun targets in any order.



Cowboys Find Another Outlaw Gang in a Saloon in Town Stage 4 Bay 3 or 4 July 2009

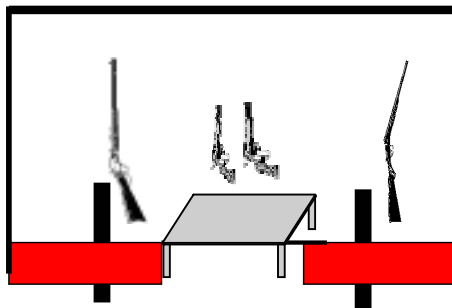

Two Revolvers and 10 cartridges, Rifle and 10 Cartridges, Shotgun and 4 + Shells

The DHI Cowboys find the Kate Thornbush Gang in a saloon. They decide to wait for the gang to leave the saloon, so they take up positions on the street and in the alley. The waiting game is on, but not for long, one of the gang spots one of the waiting cowboys and the fight is on.

Starting Position: Start at left window with rifle shouldered.

Staging: Two pistols loaded with five rounds each and holstered. Rifle loaded with 10 rounds held shouldered at left window. Shotgun staged in right window, with at least 4 rounds on your person.

Procedure: Say "WAIT EM OUT" and wait for the beep. At the beep, engage the targets with the rifle in a Nevada sweep from the right. Safely place rifle in the left window tray. Move to doorway and, using pistols as needed, engage the targets from either direction in a continuous Nevada sweep. Holster. Move to shotgun and engage shotgun targets in any order. NOTE: The rifle can not be levered to load a round until after the beep.



START

DHI Cowboys are on the Trail of Yet Another Gang
Stage 5 Bay 5 July 2009

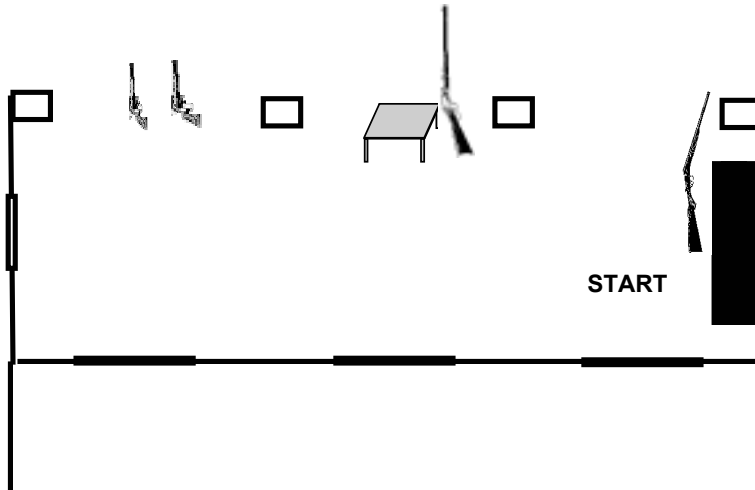

Two Revolvers and 10 cartridges, Rifle and 9 Cartridges, Shotgun and 4 + Shells

The DHI Cowboys have located the deadly Hard Walker gang in the mountainous area of the badlands. The gang is supposed to be holed up in a cave in that area.

Starting Position: Start standing at the bar with hands flat on bar not touching shotgun.

Staging: Two pistols loaded with five rounds each and holstered. Rifle loaded with 9 rounds and staged on the center table. Shotgun staged on the bar with at least 4 rounds on your person.

Procedure: Say "**KEEP A SHARP EYE OUT**" and wait for the beep. At the beep engage the shotgun targets in any order. Return shotgun to bar. Move to rifle and engage the rifle targets in three sweeps from the left (no double taps). Return rifle to table. Move to left side of building and with first pistol engage the pistol targets with at least one round on each (5 on 3) from either direction. Holster. Repeat with second pistol (5 on 3) again from either direction. Holster.



The DHI Cowboys Get Their Last Gang of Outlaws

Stage 6 Bay 5 July 2009

Two Revolvers and 10 cartridges, Rifle and 9 Cartridges, Shotgun and 6 + Shells

While leaving the badlands, the DHI Cowboys happen upon the ever deadly Lamar Taco outlaw gang. The Cowboys get into position and out shoot the outlaws.

Starting Position: Start standing behind the left table with hands at side not touching guns.

Staging: Two pistols loaded with five rounds each and holstered. Rifle loaded with 9 rounds and staged on the bar. Shotgun is staged on the left table with at least six rounds on your person.

Procedure: Say "IT'S DONE" and wait for the beep. At the beep, with first pistol engage pistol targets as follows from either direction. 2-1-2. Holster. Repeat with second pistol 2-1-2 from either direction. Holster. With shotgun engage far left shotgun targets. Move with shotgun to center table and engage center two shotgun targets. Move with shotgun to bar and engage far right shotgun targets. Place shotgun on bar. Retrieve rifle and triple tap sweep the rifle targets from either direction.

