


# Griffin Gun Club



**2010 GEORGIA STATE**

**SASS BLACK POWDER MATCH STAGES**

**NOTE:  
FINAL MATCH DESIGN MAY VARY SLIGHTLY**



## Black Powder Match, stage 1



### Stage 1 Bay 1

**Two Revolvers and 10 cartridges, Rifle and 10 Cartridges, Shotgun and 4 + Shells**

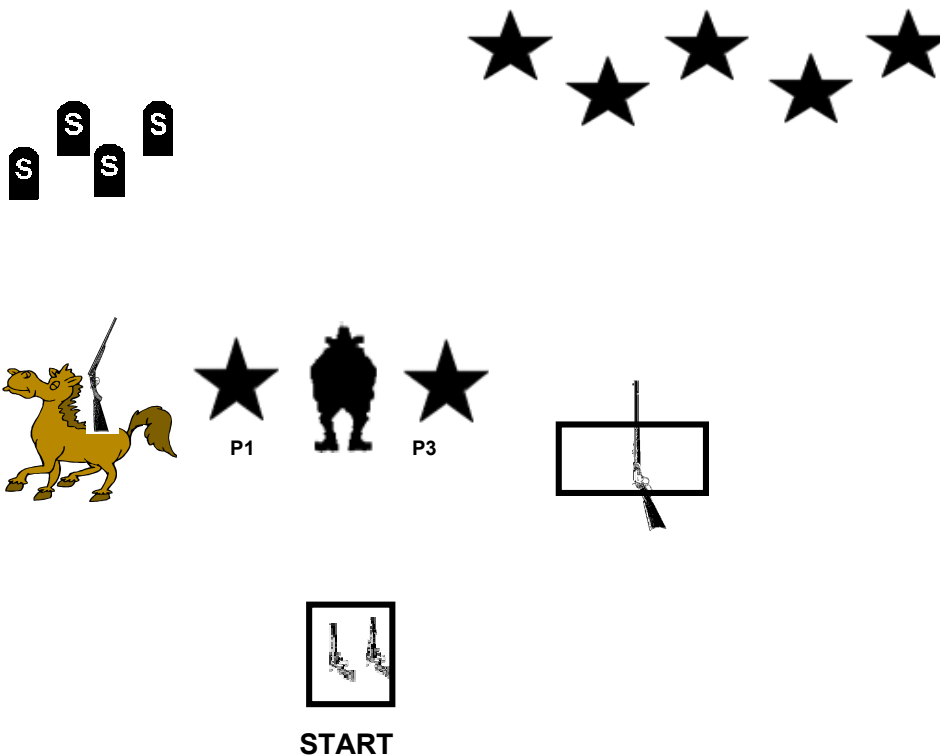
**Starting Position:** Start standing with both feet in the starting box, one hand pointing to the sky and the other relaxed at the side, while facing the large cowboy pistol target.

**Staging:** Two Pistols loaded with five rounds each and holstered. Rifle loaded with 10 rounds and staged on the right table. Shotgun staged on the left gun horse with at least four rounds on your person.

**Procedure:** Say "Time to get angry cause the sun ain't helping any" and wait for the beep. At the beep, draw first pistol and, in any order, shoot P1 once, the big cowboy three times and P3 once. With second pistol, in any order, repeat the same 1-3-1 sweep. Holster.

Move to the rifle and engage the rifle targets with two rounds each in any order. Return rifle to table.

Move to your shotgun and engage the four shotgun targets in any order. Four rounds must be fired.





## Black Powder Match, Stage two



### Stage 2 Bay 1

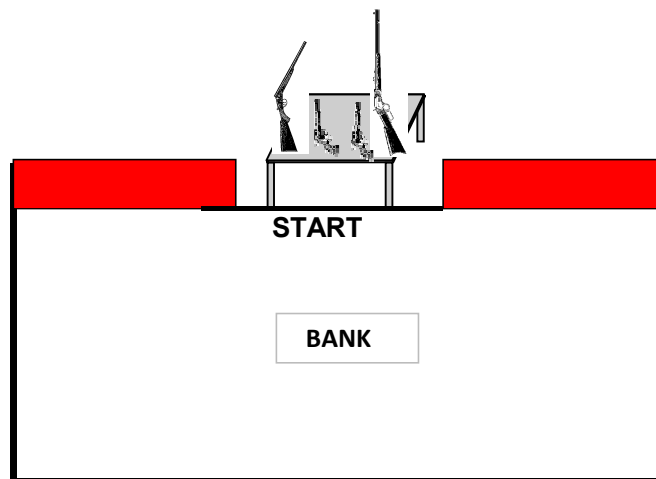
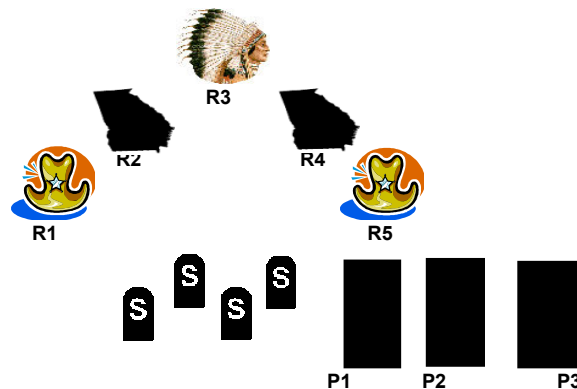
**Two Revolvers and 10 cartridges, Rifle and 10 Cartridges, Shotgun and 4 + Shells**

**Starting Position:** Start standing at the bank doorway.

**Staging:** Two Pistols loaded with five rounds each and holstered. Rifle loaded with 10 rounds and staged on the table in door. Shotgun staged on the table in door with at least four rounds on your person.

**Procedure:** Say "Boys, what we need now is some wind" and wait for the beep. At the beep, with first pistol shoot P1 twice, P2 once and P3 twice. Holster. Retrieve rifle, engage rifle targets R1 and R5 with two shots each then sweep R2, R3, and R4 twice in either direction. Return rifle to the table.

Draw second pistol and shoot P1 twice, P2 once and P3 twice. Holster. Retrieve shotgun targets and shoot the shotgun targets in any order, four rounds must be fired.





## Black Powder Match, stage 3



### Stage 3 Bay 2

**Two Revolvers and 10 cartridges, Rifle and 10 Cartridges, Shotgun and 4 + Shells**

**Starting Position:** Standing behind the gun mule with rifle held at Cowboy port arms.



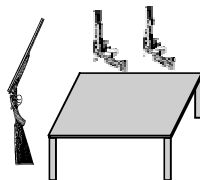
**Staging:** Two pistols loaded with five rounds each and holstered. Rifle loaded with 10 rounds held at Cowboy port arms. Shotgun staged on the table with at least four rounds on your person.

**Procedure:** Say "You're about to see some flames" and wait for the beep. After the beep, engage the rifle/pistol targets with one shot in the following order, R/P1, R/P4, R/P2, R/P3, R/P1, R/P4, R/P2, R/P3, R/P 1, and R/P4. Move with the rifle to the table.

Draw first pistol and place at least one shot on each R/P target. Holster. Draw second pistol and place at least one shot on each R/P target. Holster.

Retrieve shotgun, move to the right shooters box, with at least one foot inside the box, and engage the shotgun knockdowns and vomit target and flying clay in any order.

NOTE: A miss on the flying clay will not count as a miss, but a five second bonus will be awarded if hit. Four rounds must be fired.





## Black Powder Match, Stage 4



### Stage 4 Bay 2

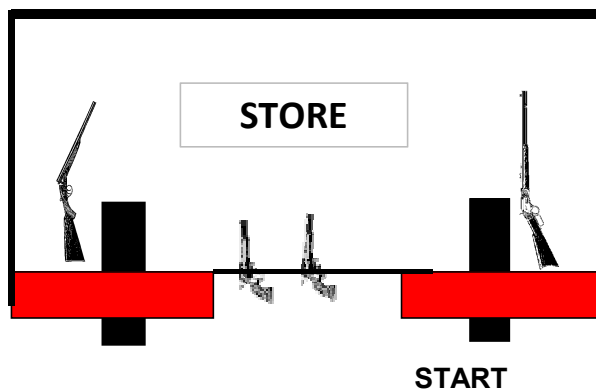
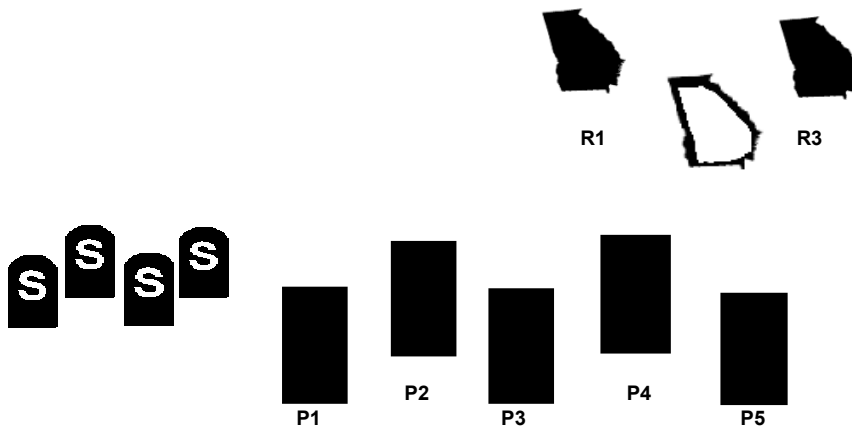
**Two Revolvers and 10 cartridges, Rifle and 9 Cartridges, Shotgun and 4 + Shells**

**Starting Position:** Start standing behind right window with both hands touching hat brim.

**Staging:** Two pistols loaded with five rounds each and holstered. Rifle loaded with 9 rounds and staged in the right window tray. Shotgun staged in the left window tray with at least 4 rounds on your person.

**Procedure:** Say "*Get ready for the smoke wagon express*" and wait for the beep. At the beep, retrieve rifle and engage the rifle targets in three sweeps from either direction. Return rifle to tray. Move to doorway.

With first pistol engage the pistol targets with a sweep starting from the left. With second pistol engage the pistol targets with a sweep starting from the right. Holster. Move to the left window and engage the shotgun targets in any order. Four shots must be fired.





# Black Powder Match, Stage 5



## Stage 5 Bay 3

**Two Revolvers and 10 cartridges, Rifle and 8 Cartridges, Shotgun and 6 + Shells**

**Starting Position:** Start at left window with hands held at shoulder height on outside frame of window.

**Staging:** Two pistols loaded with five rounds each and staged on the table in the doorway. Rifle loaded with 8 rounds and staged in left window tray. Shotgun also staged in left window tray with at least 6 shells on your person.

**Procedure:** Say "The sun is finally on our side" and wait for the beep. At the beep pick up rifle and engage rifle targets with two sweeps both starting from on R1. Place rifle on tray. Pick up shotgun and shoot each swinger once. With the shotgun, move to the doorway and engage each swinger once. Place shotgun on the table.

With first pistol alternate shots on P1 and P4. Return pistol to the table. With second pistol alternate shots on P2 and P3. Return pistol to the table. Retrieve shotgun, move to right window and engage each swinger once. Six rounds must be fired.

