

DHI August '10

Stage 1 Bay 9 August 2010

Two Revolvers and 10 Cartridges, Rifle and 10 Cartridges, Shotgun 4+ Shells


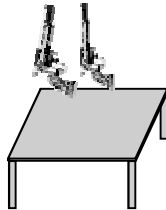
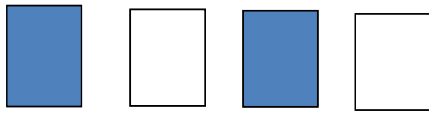
A DHI Cowboy is checking survey markers on the ranch when he's shot at by a local band of rustlers. He takes quick action and returns fire.

Starting Position: At least one foot on the survey stone with rifle at Cowboy Port Arms.

NOTE: Red stone must be seen on all sides of the foot on the stone.

Staging: Two pistols loaded with five rounds each and holstered. Rifle loaded with 10 rounds held at Cowboy Port Arms. Shotgun staged on right table with at least four rounds on your person.

Procedure: Say "I HATE RUSTLERS" and wait for the beep. ATB engage the rifle targets in a Nevada Sweep from either direction, shooting each blue target with one shot and double tapping the white targets. Safely place rifle on left table, and using pistols as needed, engage the targets in the same order you shot them with the rifle. Holster. Retrieve shotgun and engage the shotgun targets in any order. **NOTE: At least one foot must be behind each table when engaging targets there.**



DHI August '10

Stage 2 Bay 9 August 2010


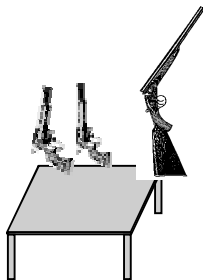
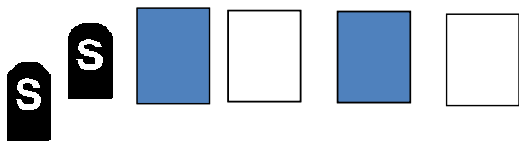
Two Revolvers and 10 Cartridges, Rifle and 8 Cartridges, Shotgun 6+ Shells

The DHI Cowboy is holding his own against the rustlers, but must keep shooting to save the day.

Starting Position: At least one foot on the survey stone with rifle shouldered. **NOTE: Red stone must be seen on all sides of the foot on the stone.**

Staging: Two pistols loaded with five rounds each and holstered. Rifle loaded with 8 rounds and shouldered. Shotgun staged on right or left table with at least six rounds on your person.

Procedure: Say "I STILL HATE RUSTLERS" and wait for the beep. ATB engage the rifle targets with two sweeps from either direction. Safely place rifle on right or left table. After the rifle is shot, the shooter may shoot the shotgun or pistols. If the shotgun is shot next, engage the shotgun targets in front of the table on which the shotgun was staged and, moving to the left or right table as needed, engage the other shotgun targets you see there. Place shotgun on the table where you last shot it. If pistols are shot next, move to the left table and, using pistols as needed, engage the pistol targets in any order by double tapping the blue targets and triple tapping the white targets. Holster. **NOTE: At least one foot must be behind each table when engaging targets there.**



DHI August '10

Stage 3 Bay 8 August 2010

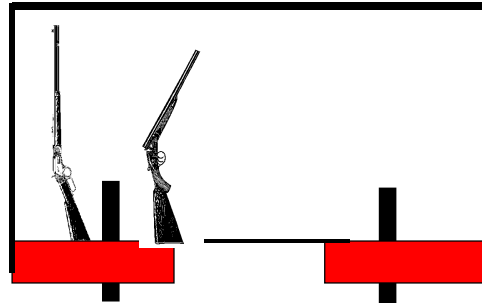
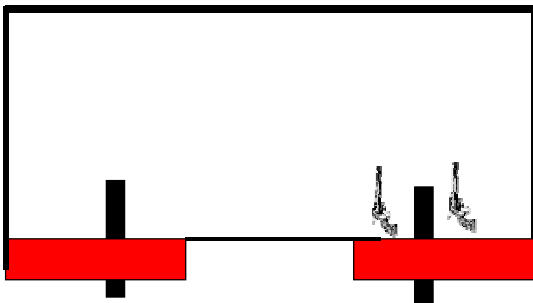
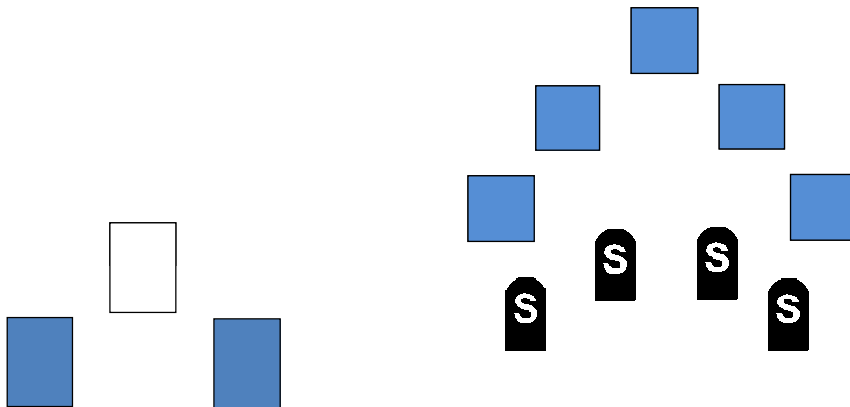
Two Revolvers, 10 Cartridges, Rifle and 9 Cartridges, Shotgun and 4 + Shells

While checking line shacks, another DHI Cowboy is confronted by marauding Mexicans. He's outnumbered and must act fast to save his hide.

Starting Position: Standing with at least one foot touching the starting stone, facing downrange with hands on pistols.

Staging: Two pistols loaded with five rounds each and holstered. Rifle, loaded with 9 rounds, and shotgun, with at least 4 rounds on your person, both staged on the left window tray of right building.

Procedure: Say "**YOU'RE TRESPASSING**" and wait for the beep. ATB it's shooters choice, but rifle can not be shot last. Guns are shot as follows: Pistols are shot from the right window of the left building. Using pistols as needed, engage the pistol targets in a double tap Nevada Sweep from either direction. Holster. With rifle engage the rifle targets in a Nevada Sweep from either direction and return rifle to tray. Shotgun targets are engaged in any order. **NOTE: All shots must be fired through the appropriate window opening.**



START



DHI August '10

Stage 4 Bay 8 August 2010

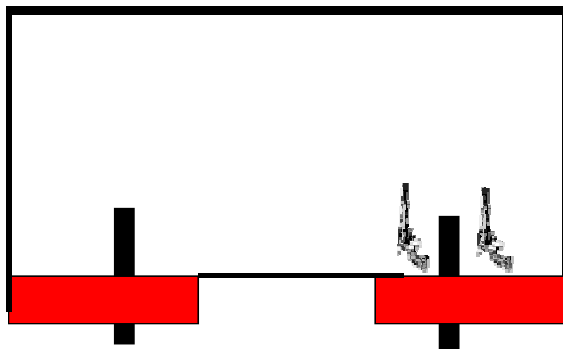
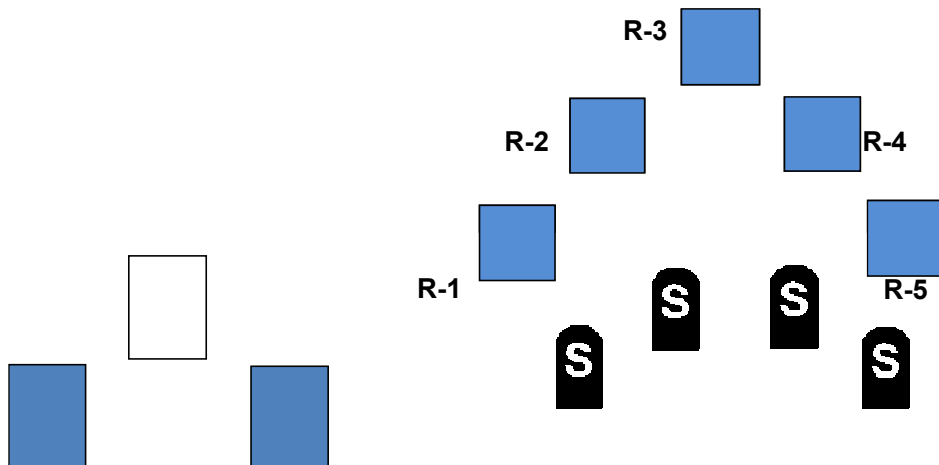
Two Revolvers, 10 Cartridges, Rifle and 10 Cartridges, Shotgun and 4 + Shells

The DHI Cowboy has gained ground, but the fight is not yet over.

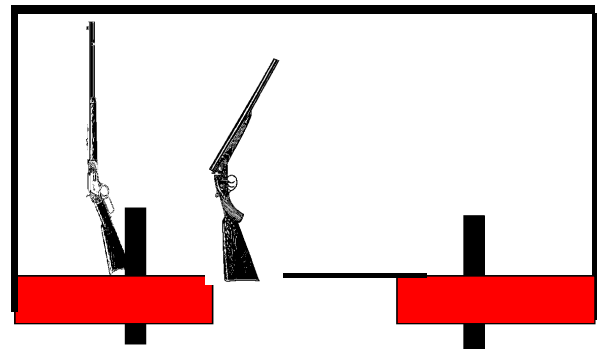
Starting Position: Standing at the right window of the left building facing downrange.

Staging: Two pistols loaded with five rounds each and holstered. Rifle, loaded with 10 rounds, and shotgun, with at least four rounds on your person, staged on the left tray of the right building.

Procedure: Say "**RUN BACK HOME**" and wait for the beep. ATB, with first pistol engage the blue targets with alternating shots from either direction. With second pistol engage the pistol targets with two shots on the blue targets and one shot on the white target in any order. Holster. Retrieve rifle engage the rifle targets with two shots each in the following order R-1, R-5, R-2, R-4, R-3. Retrieve shotgun and engage shotgun targets in any order. **NOTE: All shots must be fired through the appropriate window opening.**



START



DHI August '10
Stage 5 Bay 6 August 2010

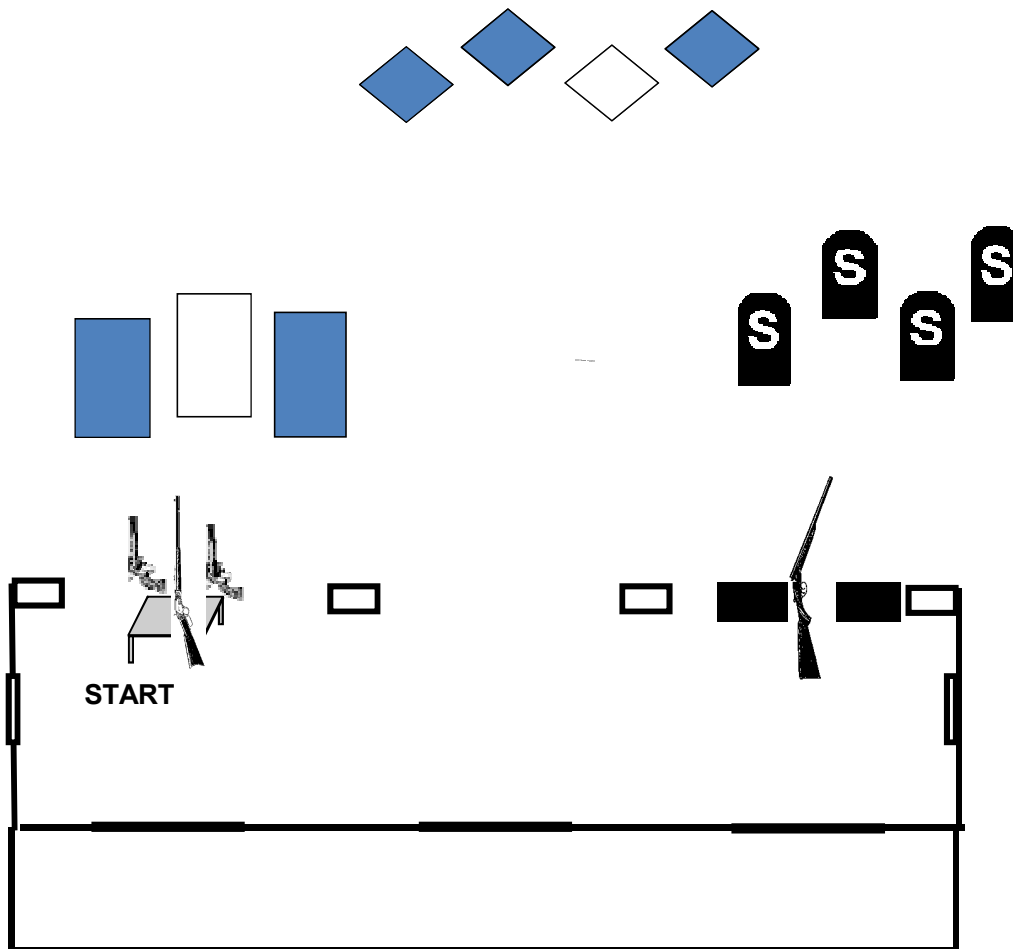
Two Revolvers and 10 Cartridges, Rifle and 9 Cartridges, Shotgun and 4 + Shells

A DHI Cowboy stops by the Saloon and notices a gang of wanted hombres with drawn guns approaching. The Cowboy takes action to stop their attack.

Starting Position: Start standing with both feet behind the left table with hands on your pistols.

Staging: Two pistols loaded with five rounds each and holstered. Rifle loaded with 9 rounds and staged on the left table. Shotgun staged on the bar with at least 4 rounds on your person.

Procedure: Say "**NO HOMBRES ALLOWED**" and wait for the beep. ATB, using pistols as needed, engage the pistol targets in a double tap Nevada Sweep from either direction starting on the white target. Holster. Retrieve rifle, move between the center posts of the saloon and engage the rifle targets in a Nevada Sweep from either direction starting on the white target. Place rifle on bar, retrieve shotgun and engage shotgun targets in any order.



DHI August '10
Stage 6 Bay 6 August 2010

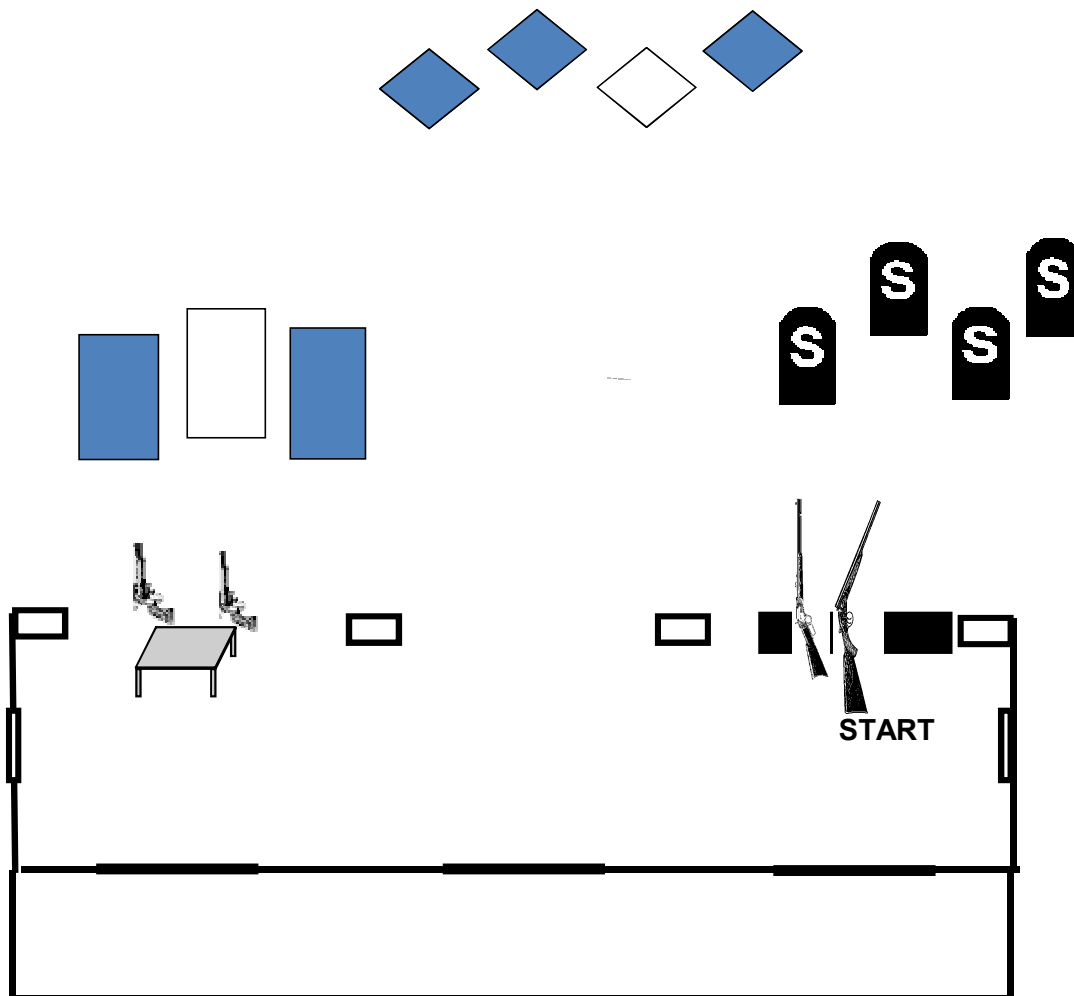
Two Revolvers and 10 Cartridges, Rifle and 8 Cartridges, Shotgun and 4 + Shells

The DHI Cowboy is holding his own against those hombres, but needs to shoot fast and straight to win the day.

Starting Position: Start standing with both feet behind the bar.

Staging: Two pistols loaded with five rounds each and holstered. Rifle loaded with 8 rounds and staged on the bar. Shotgun staged on the bar with at least 4 rounds on your person.

Procedure: Say **"I SAID NO HOMBRES"** and wait for the beep. ATB, retrieve the shotgun and engage the shotgun targets in any order. Retrieve the rifle, move between the center posts of the saloon and engage the rifle targets with two sweeps from either direction. Put rifle on left table, and, using pistols as needed, shoot each blue pistol target 3 times and the white pistol target four times in any order.



DHI August '10

Sidematch Stage Bay 6 August 2010

Two Revolvers and 10 Cartridges, Rifle and 8 Cartridges, Shotgun and 4 + Shells

Starting Position: Start standing with both feet behind the left table with hands on your hat.

Staging: Two pistols loaded with five rounds each and holstered. Rifle loaded with 8 rounds and staged on the left table. Shotgun staged on the bar with at least 4 rounds on your person.

Procedure: Say "**LETS SHOOT**" and wait for the beep. ATB, using pistols as needed, engage the pistol targets with two Nevada Sweeps, once from the left and once from the right. Holster. Retrieve rifle, move between the center posts of the saloon and engage the rifle targets in a double tap sweep from either direction. Place rifle on bar, retrieve shotgun and engage shotgun targets in any order.

