

Stage 1 Bay 2 February 2010

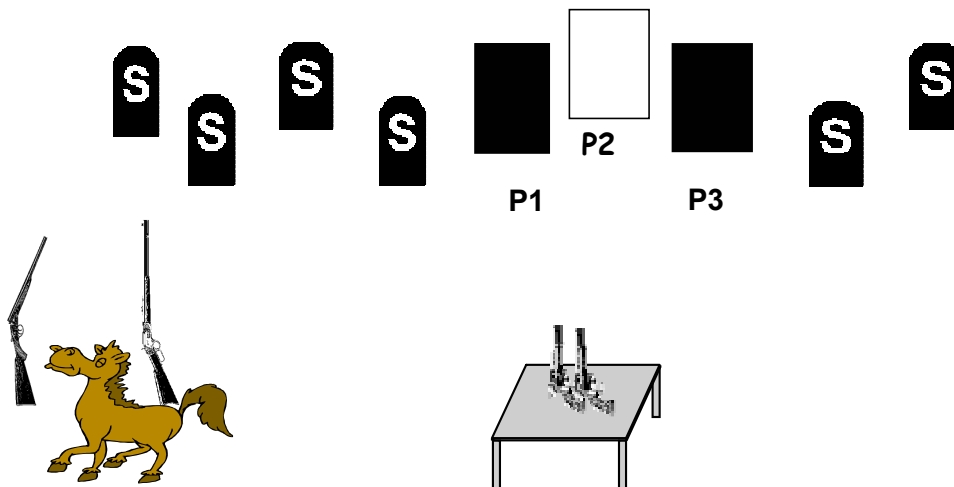

Two Revolvers and 10 Cartridges, Rifle and 9 Cartridges, Shotgun 6+ Shells

While riding along, the DHI Cowboys discuss what to write on the Valentines Day cards they need to make to give their gals. Bronco Rider says he'll write "The first time I saw my gal Cupid shot an arrow into my heart like an Apache brave could".

Starting Position: Standing behind the horse with rifle at Cowboy port arms.

Staging: Two pistols loaded with five rounds each and holstered. Rifle loaded with 9 rounds held at Cowboy port arms. Shotgun staged on horse with at least six rounds on your person.

Procedure: Say "**CUPID DONE SHOT ME**" and wait for the beep. After the beep, engage the rifle targets in a Nevada sweep from the left. Retrieve shotgun and engage the left four shotgun targets in any order. Move to the table with shotgun and engage the two right shotgun targets in any order. Put shotgun on table. Using pistols as needed, engage the pistol targets in a double tap Nevada sweep from the left. Holster.



START

Stage 2 Bay 2 February 2010

Two Revolvers and 10 Cartridges, Rifle and 10 Cartridges, Shotgun 4+ Shells

McKenzie River Drifter speaks up next and says he'll write "I love my gal 'cause she's as sweet as them Cowboy cookies she bakes for the bunk house crowd."

Starting Position: Standing behind the horse.

Staging: Two pistols loaded with five rounds each and holstered. Rifle loaded with 10 rounds staged on the horse. Shotgun staged on the table with at least four rounds on your person.

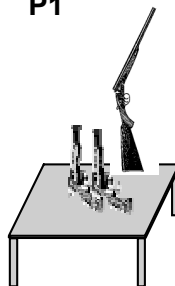


Procedure: Say "**MY GAL'S SWEET**" and wait for the beep. At the beep, retrieve the rifle and engage the rifle targets in a double tap sweep from either direction. Put rifle on the horse.

Move to the table and with first pistol alternate shots between P1 and P3. With second pistol shoot P2 five times. Holster.

Retrieve shotgun and engage shotgun targets and vomit target in any order.

NOTE: A miss on the flying clay will not count as a miss, but a 5 second bonus will be awarded if its hit.

LB's may engage the stationary clay instead of a flying clay, but must still shoot the vomit knockdown.



START

Stage 3 Bay 3 February 2010

Two Revolvers and 10 Cartridges, Rifle and 10 Cartridges, Shotgun and 2 + Shells


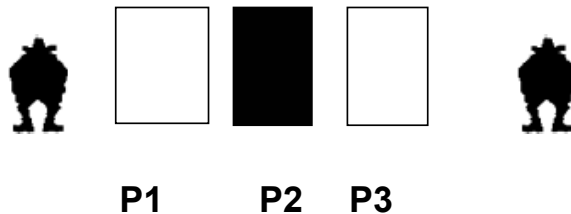
Easy Rider speaks up next and says he'll write "I love my gal because she's as blonde and pretty as one of them fancy Palomino horses".

Starting Position: Standing at left table with hands on hat.

Staging: Two pistols loaded with five rounds each and holstered. Rifle loaded with 10 rounds staged on the left table. Shotgun staged on the right table with at least 2 rounds on your person.

Procedure: Say "MY GAL'S PRETTY" and wait for the beep. At the beep, retrieve rifle and engage rifle targets in a Nevada sweep from the left. Return rifle to table.

Move to the right table. Using pistols as needed engage pistol targets in a double tap Nevada sweep from the left. Holster. Retrieve shotgun and engage swingers with one shot each in any order.



Stage 4 Bay 3 February 2010

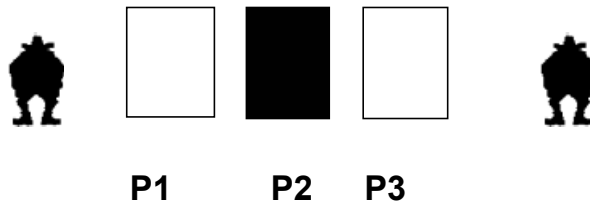
Two Revolvers and 10 Cartridges, Rifle and 8 Cartridges Shotgun and 4 + Shells

Marauder is the next to speak up and says he'll write "I love my gal because she's loyal to me and treats me right".

Starting Position: Standing at left table with hands flat on table not touching rifle.

Staging: Two pistols loaded with five rounds each and holstered. Rifle loaded with 8 rounds staged on the left table. Shotgun staged on the right table with at least 4 rounds on your person.

Procedure: Say "MY GAL'S LOYAL" and wait for the beep. At the beep, retrieve rifle and engage rifle targets with two shots on each. Return rifle to table. Move to the right table. Retrieve shotgun and engage each swinger once. Put shotgun on table. With first pistol shoot P1 twice and P2 three times. With second pistol shoot P3 twice and P2 three times. Hoster. Retrieve shotgun and shoot each swinger once.



Stage 5 Bay 5 February 2010

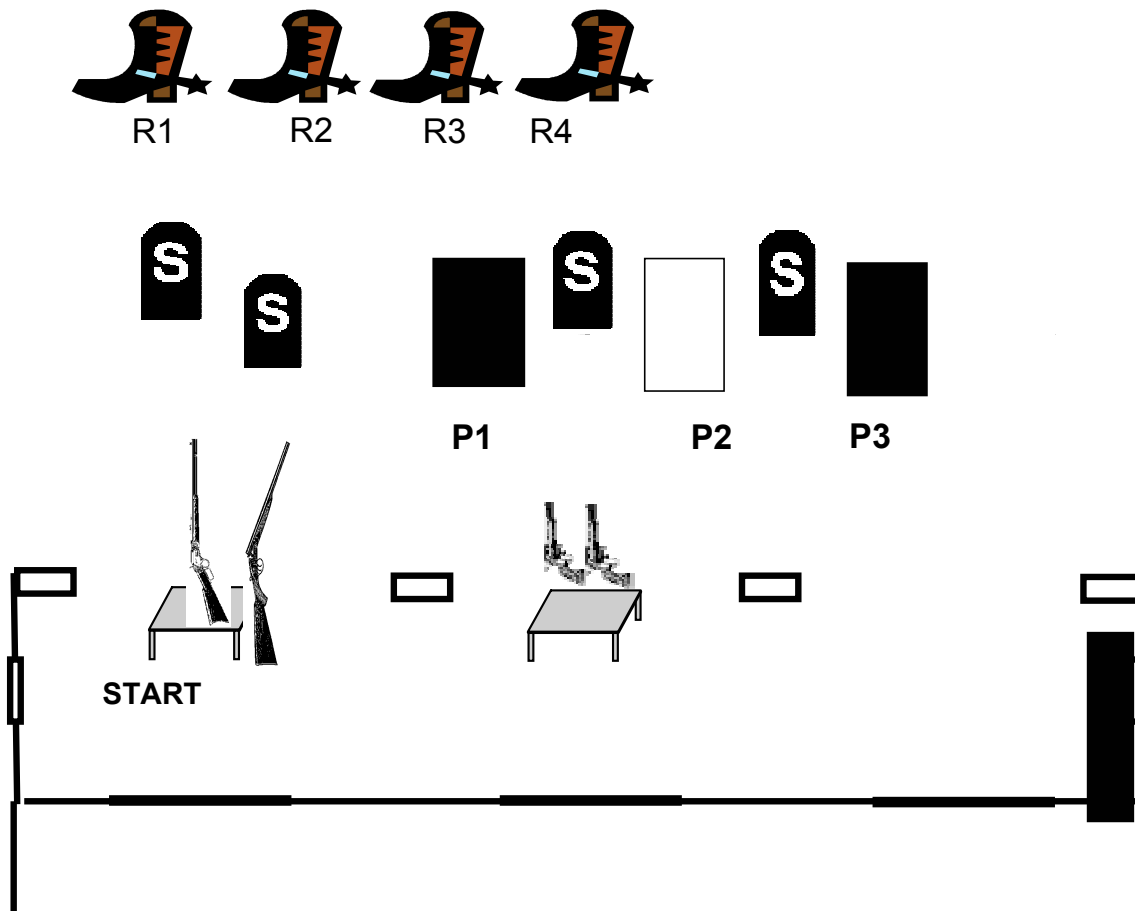
Two Revolvers and 10 Cartridges, Rifle and 10 Cartridges, Shotgun and 4 + Shells

Uncertain Tex is the next DHI Cowboy to speak. He says "I love my gal 'cause her skin is as smooth as a new saddle seat." The other cowboys insinuate that she must aim low to have picked Tex, who's known to shoot high.

Starting Position: Start standing behind the left table with hands on your pistols.

Staging: Two pistols loaded with five rounds each and holstered. Rifle loaded with 10 rounds and staged on the left table. Shotgun staged on the left table with at least 4 rounds on your person.

Procedure: Say "MY GAL IS SMOOTH" and wait for the beep. At the beep, engage the rifle targets in a Lawrence Welk sweep from the left. Return rifle to table. Retrieve shotgun and engage the left two shotgun targets in any order. Move with the shotgun behind the center table and engage the center two shotgun targets in any order. Put shotgun on table. Using the pistols as needed, engage the pistol targets in a double tap Nevada sweep from the left. Holster.



Stage 6 Bay 5 February 2010

Two Revolvers and 10 Cartridges, Rifle and 8 Cartridges, Shotgun and 4 + Shells

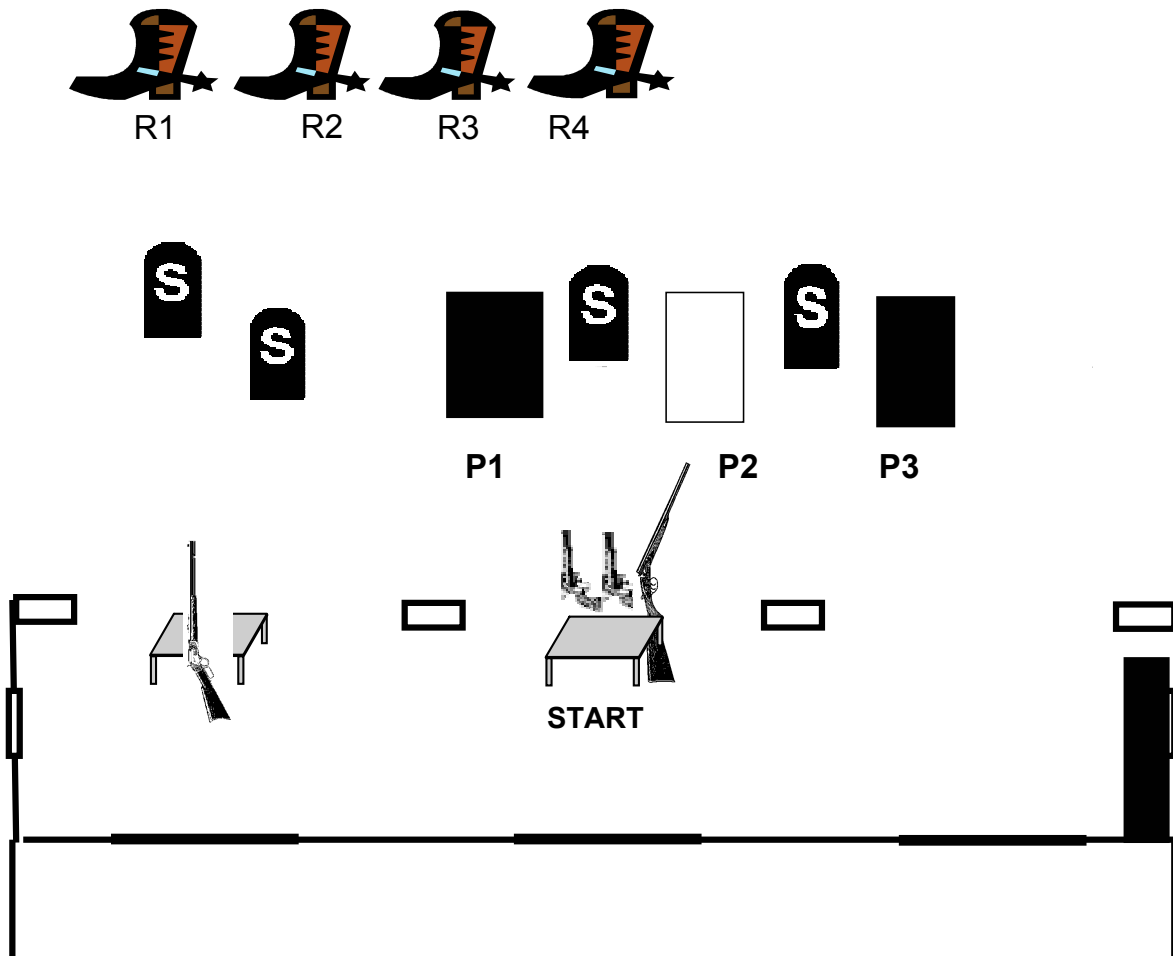
Pig Iron chimes in next and says "I love my gal 'cause she shoots pretty good for a gal". The other cowboys kid Pig Iron that his gal shoots better than he does.

Starting Position: Start standing behind the center table.

Staging: Two pistols loaded with five rounds each and holstered. Rifle loaded with 8 rounds and staged on the left table. Shotgun staged on the center table with at least four rounds on your person.

Procedure: Say "MY GAL SHOOTS" and wait for the beep. At the beep, with first pistol shoot P1 twice and P2 three times. With second pistol shoot P3 twice and P2 three times. Holster.

Retrieve shotgun and engage center shotgun targets in any order. Move with shotgun behind the left table and engage left shotgun targets in any order. Put shotgun on table, retrieve rifle and engage rifle targets with two sweeps from either direction.



Sidematch Stage Bay 5 February 2010

**Two Revolvers and 10 Cartridges, Rifle and 8 Cartridges,
Shotgun and 2 + Shells**

Starting Position: Start standing behind the left table with hands on hat brim.

Staging: Two pistols loaded with five rounds each and holstered. Rifle loaded with 8 rounds and staged on the left table. Shotgun staged on the center table with at least 2 rounds on your person.

Procedure: Say "SHOOT" and wait for the beep. At the beep, engage the rifle targets with two sweeps both from the left. Return rifle to table.

Move behind the center table and with first pistol engage the pistol targets in a Nevada sweep from the left. With second pistol engage the pistol targets in a Nevada sweep from the right. Holster.

Retrieve shotgun and engage center shotgun targets in any order.

