

Stage 1 Bay 8 July 2010

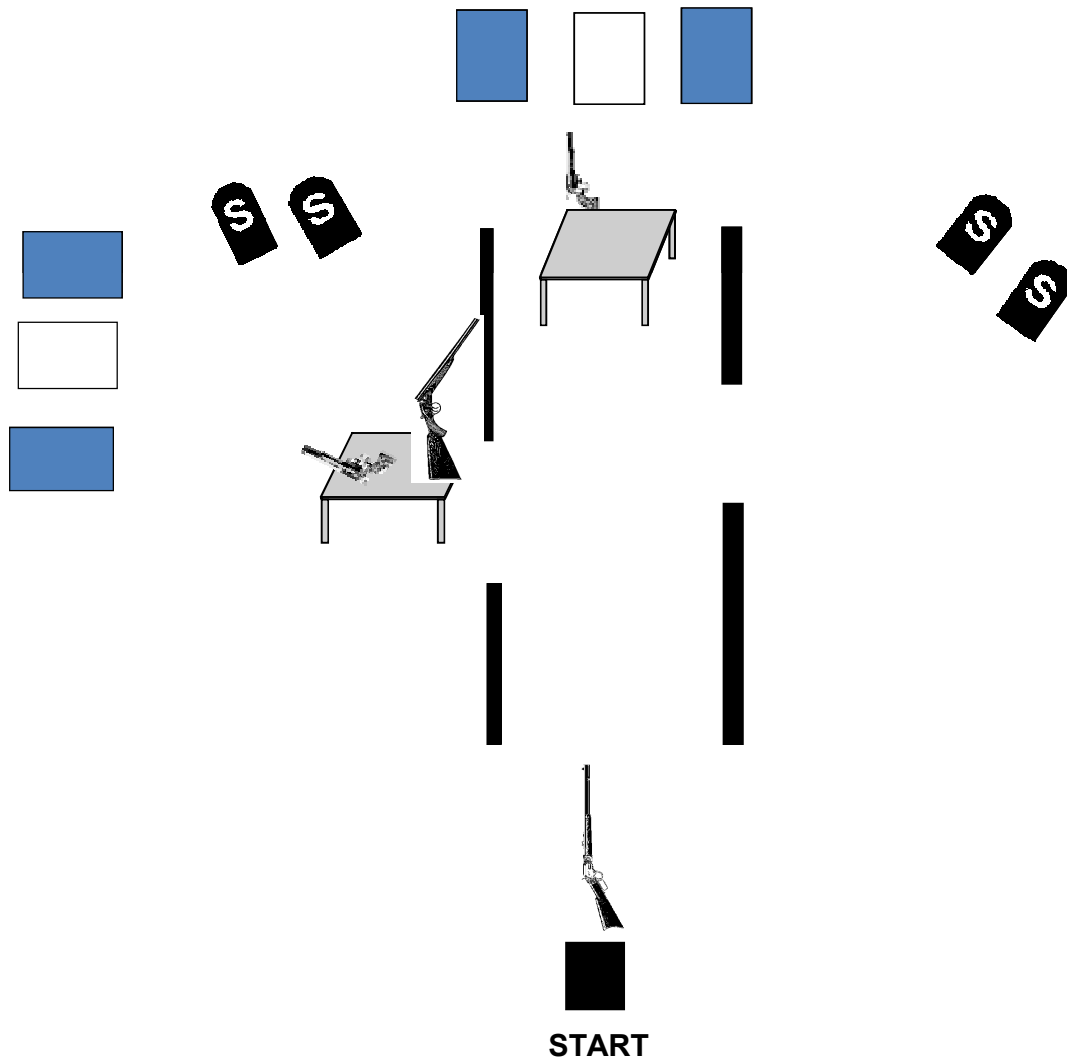
Two Revolvers and 10 Cartridges, Rifle and 9 Cartridges, Shotgun 4+ Shells

A DHI Cowboy is walking through town when he's ambushed by some bad guys. He must defend himself.

Starting Position: At least one foot on the starting stone with rifle at Cowboy Port Arms.

Staging: Two pistols loaded with five rounds each and holstered. Rifle loaded with 9 rounds held at Cowboy Port Arms. Shotgun staged on left table with at least four rounds on your person.

Procedure: Say "YOU'RE GOING TO BE SORRY" and wait for the beep. ATB engage the rifle targets in a double tap sweep, then a single tap sweep from either direction. Safely place rifle on left table, and with first pistol engage the pistol targets in a Nevada Sweep from either direction. Holster. Retrieve shotgun and engage the two left shotgun targets. Move to the right doorway and engage the right two shotgun targets. Place shotgun on center table, and with second pistol engage the rifle targets in a Nevada Sweep from either direction. Holster.



Stage 2 Bay 8 July 2010

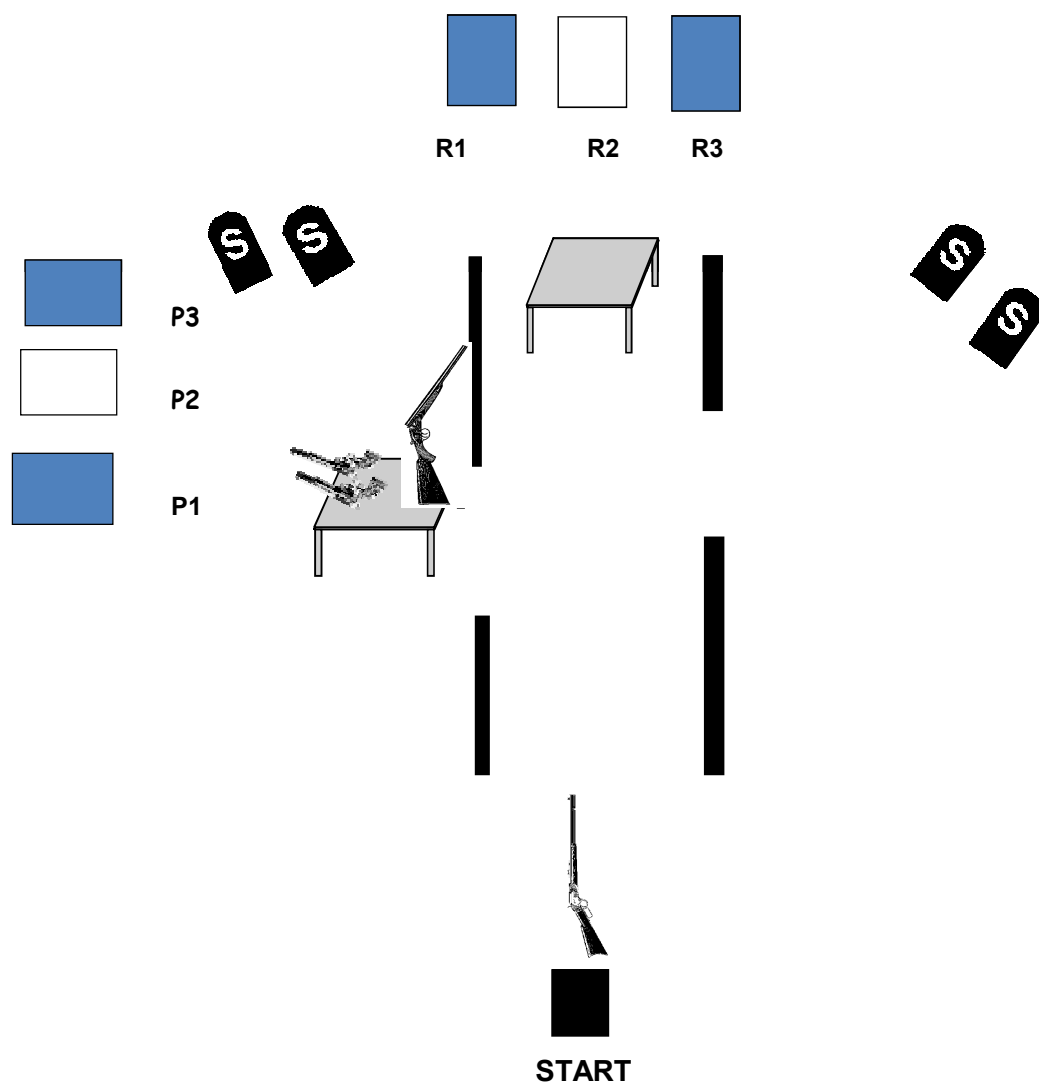
Two Revolvers and 10 Cartridges, Rifle and 10 Cartridges, Shotgun 4+ Shells

The DHI Cowboy continues his walk through town eliminating the bad guys as he goes.

Starting Position: At least one foot on the starting stone with rifle at Cowboy Port Arms.

Staging: Two pistols loaded with five rounds each and holstered. Rifle loaded with 10 rounds held at Cowboy Port Arms. Shotgun staged on left table with at least four rounds on your person.

Procedure: Say "I BET YOU'RE SORRY NOW" and wait for the beep. ATB engage the rifle targets as follows: R-1 once, R-2 three times, R-3 once and repeat. Safely place rifle on left table, and, using pistols as needed, engage the pistol targets as follows: P-1 once, P-2 three times, P-3 once and repeat. Holster. Retrieve shotgun and engage the two left shotgun targets. Move to the right doorway and engage the right two shotgun targets.



Stage 3 Bay 7 July 2010

Two Revolvers, 10 Cartridges, Rifle and 10 Cartridges, Shotgun and 4 + Shells

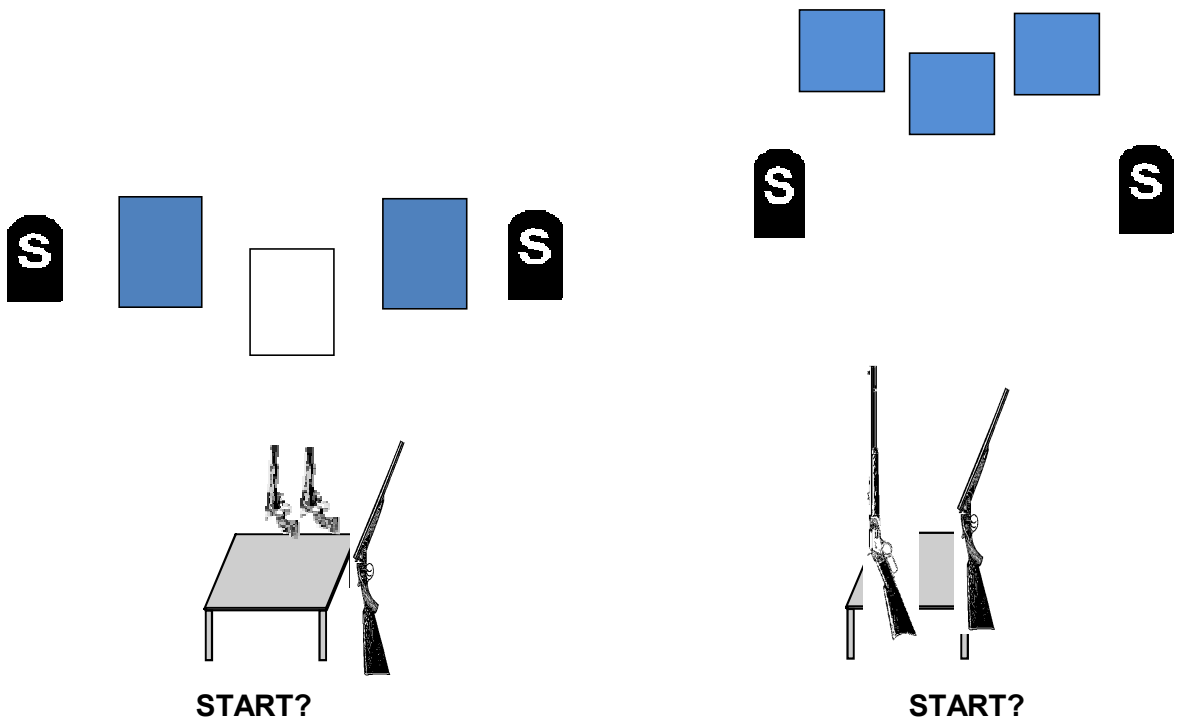
A DHI Cowboy is attacked by a group of banditos looking to steal his guns. They split up and he's got a fight on his hands.

Starting Position: Standing facing downrange with hands on hat behind the OPPOSITE table of your first shooting position.

Staging: Two pistols loaded with five rounds each and holstered. Rifle loaded with 10 rounds staged on the right table. Shotgun staged on the right or left table with at least 4 rounds on your person.

Procedure: Say **"I'LL SHOW YOU GUNS"** and wait for the beep. ATB it's shooter's choice, but shotgun must be shot last. If starting with pistols engage the pistol targets in a continuous Nevada Sweep. Holster. If starting with rifle engage the rifle targets in a double tap Nevada Sweep and return rifle to table. After the rifle and pistols have been shot, retrieve shotgun, engage the shotgun targets in front of you then move to the opposite table and engage the shotgun targets in front of you.

Shooter must have at least one foot behind the tables before engaging the targets for each firearm.



Stage 4 Bay 7 July 2010

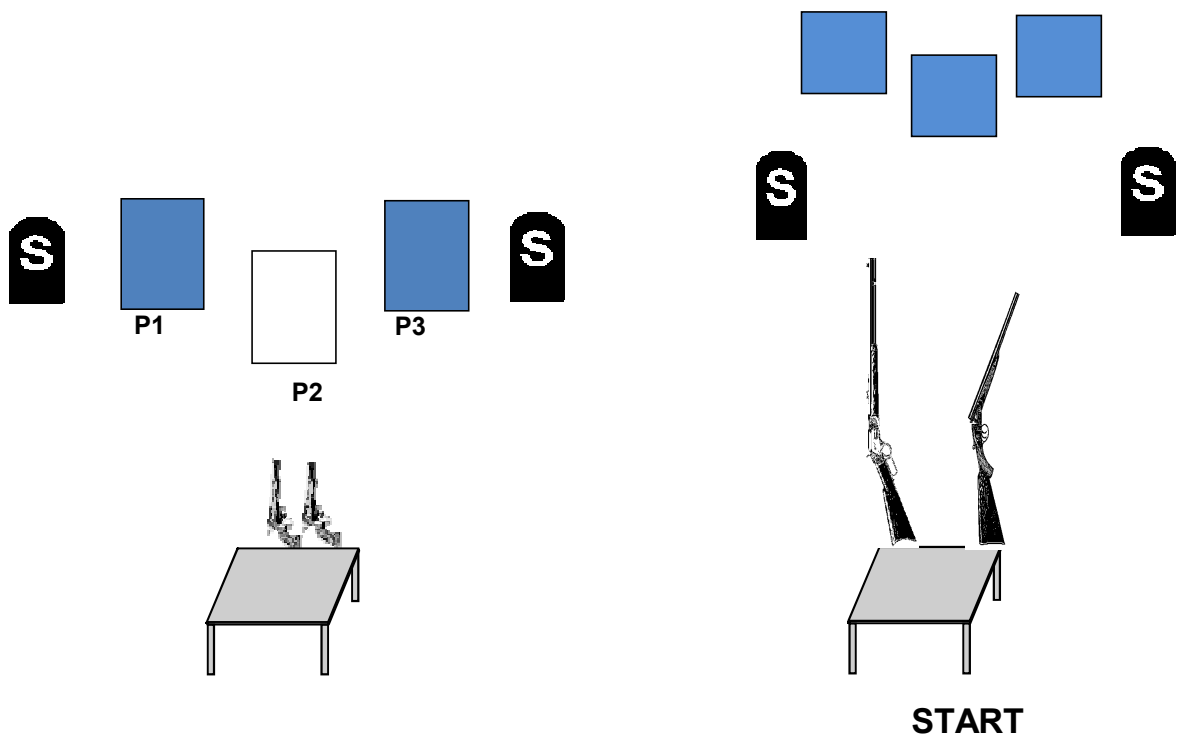
Two Revolvers, 10 Cartridges, Rifle and 9 Cartridges, Shotgun and 4 + Shells

The DHI Cowboy has a hot fight on his hands and must pour on the firepower to win over the banditos.

Starting Position: Standing behind the right table.

Staging: Two pistols loaded with five rounds each and holstered. Rifle loaded with 9 rounds staged on the right table. Shotgun staged on the right table with at least 4 rounds on your person.

Procedure: Say "**LIKE MY GUNS NOW?**" and wait for the beep. ATB retrieve rifle and engage the rifle targets in a continuous Nevada Sweep. Return rifle to table. Retrieve shotgun and engage the two right shotgun targets. Move to the left table with the shotgun and engage the two left shotgun targets. Put shotgun on left table. With first pistol engage pistol targets as follows: P-1 twice, P-2 once and P-3 twice, and repeat with second pistol. Holster. **Shooter must have at least one foot behind the tables before engaging the targets for each firearm.**



Stage 5 Bay 6 July 2010

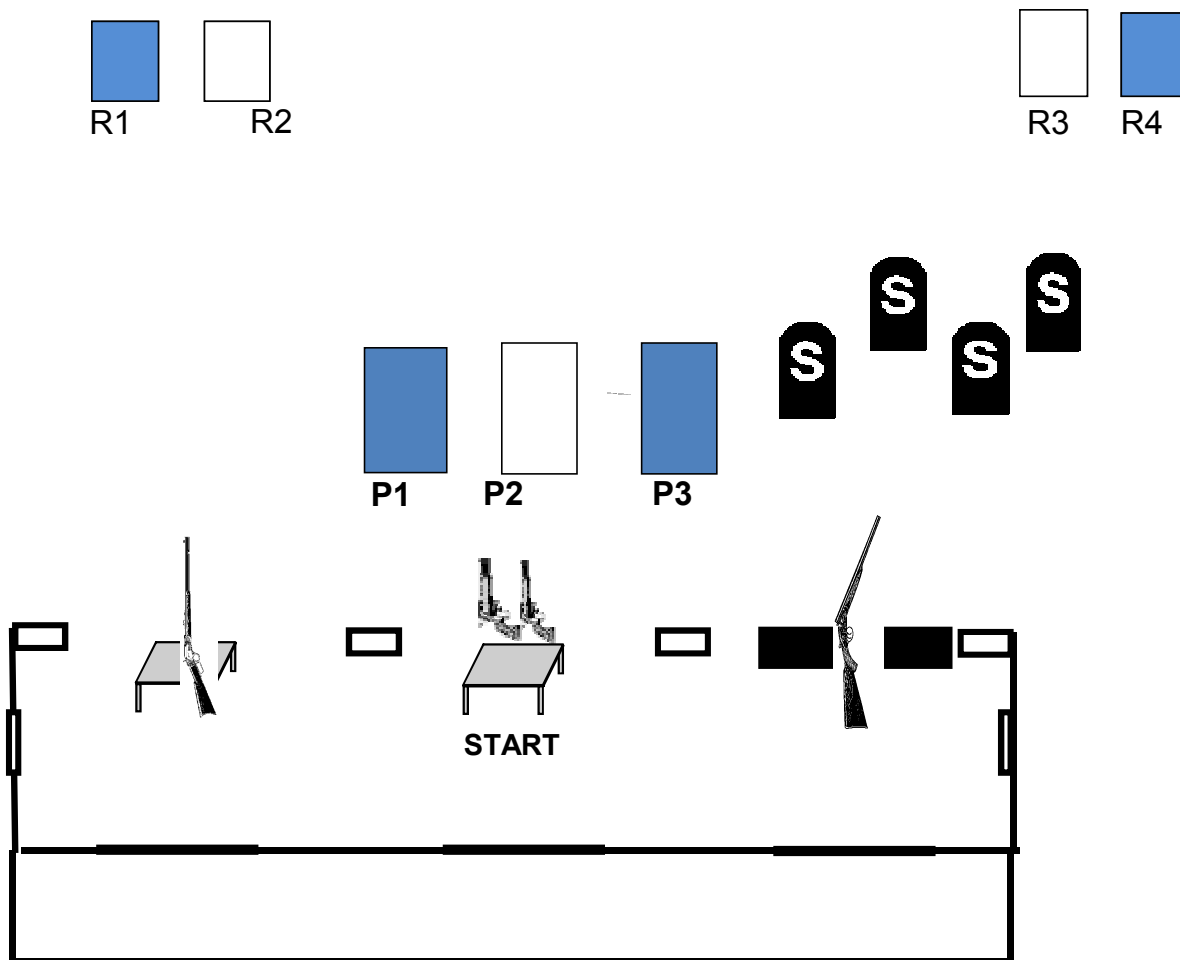
Two Revolvers and 10 Cartridges, Rifle and 10 Cartridges, Shotgun and 4 + Shells

While in the saloon to cool off, a DHI Cowboy is fired at by robbers. The Cowboy must act fast to stop the attack.

Starting Position: Start standing with both feet behind the center table with hands on your pistols.

Staging: Two pistols loaded with five rounds each and holstered. Rifle loaded with 10 rounds and staged on the left table. Shotgun staged on the bar with at least 4 rounds on your person.

Procedure: Say "I HATE ROBBERS" and wait for the beep. ATB, with first pistol engage the pistol targets in a Nevada Sweep from the left. With second pistol engage the pistol targets in a Nevada Sweep from the right. Holster. Retrieve rifle and shoot R-1 twice and R-2 three times. Safely move with the rifle behind the bar and engage R-3 three times and R-4 twice. Put rifle on bar. Retrieve shotgun and engage shotgun targets in any order.



Stage 6 Bay 6 July 2010

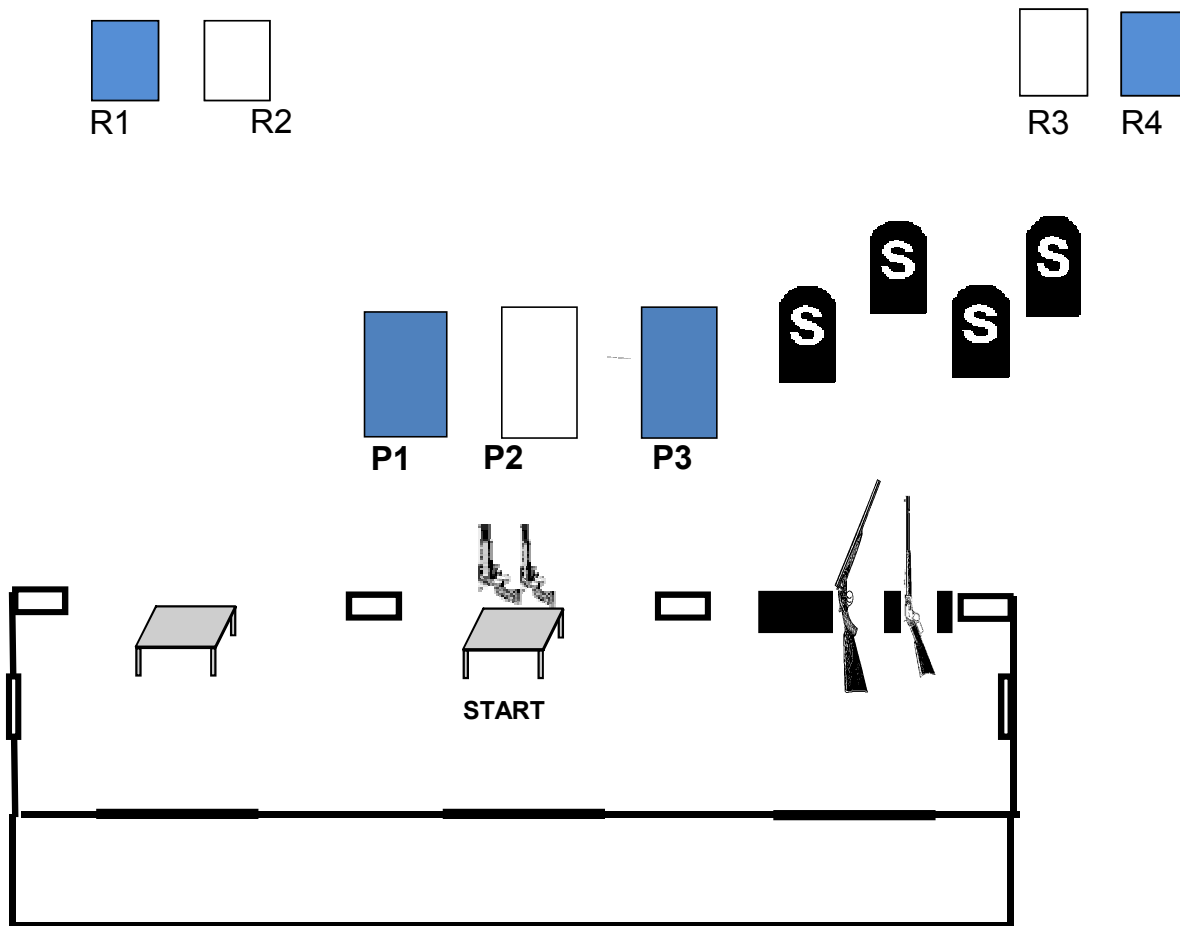
Two Revolvers and 10 Cartridges, Rifle and 8 Cartridges, Shotgun and 4 + Shells

The DHI Cowboy has slowed the robbers attack, but needs to put more lead on them to stop them for good.

Starting Position: Start standing with both feet behind the center table.

Staging: Two pistols loaded with five rounds each and holstered. Rifle loaded with 8 rounds and staged on the bar. Shotgun staged on the bar with at least 4 rounds on your person.

Procedure: Say "**HAD ENOUGH**" and wait for the beep. ATB, using pistols as needed, shoot P-1 three times, P-2 four times and P-3 three times, in any order. Holster. Retrieve shotgun and engage the four shotgun targets in any order. Put shotgun on bar. Retrieve rifle and shoot R-3 and R-4 twice each in any order. Safely move with the rifle behind the left table and shoot R-1 and R-2 twice each in any order.



Sidematch Stage, Bay 6 July 2010

Two Revolvers and 10 Cartridges, Rifle and 8 Cartridges, Shotgun and 4 + Shells

Starting Position: Start standing with both feet behind the left table with hands on your hat.

Staging: Two pistols loaded with five rounds each and holstered. Rifle loaded with 8 rounds and staged on the left table. Shotgun staged on the bar with at least 4 rounds on your person.

Procedure: Say "LETS SHOOT" and wait for the beep. ATB, retrieve rifle and shoot R-1 and R-2 four times each in any order. Return rifle to table. Move behind the center table and using pistols as needed engage the pistol targets in a double tap Nevada Sweep from either direction. Holster. Retrieve shotgun and engage shotgun targets in any order.

