

## Stage 1 November 2010


### Two Revolvers and 10 Cartridges, Rifle and 9 Cartridges, Shotgun 4+ Shells

A DHI Cowboy is on the range hunting turkeys for the ranch Thanksgiving Dinner when he runs into a band of marauding Indians. He has to fight them off to get his turkey.

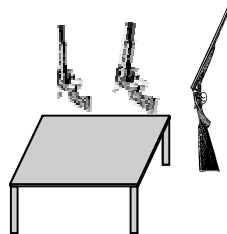
**Starting Position:** Standing behind the horse with hands cupped over your eyes.

**Staging:** Two pistols loaded with five rounds each and holstered. Rifle loaded with 9 rounds staged on the horse. Shotgun, with at least four rounds on your person, staged on the table.

**Procedure:** Say "NOT MY TURKEY" and wait for the beep. ATB, retrieve rifle and engage rifle targets in a Nevada Sweep from either direction. Return rifle to horse. Move behind the table and with first pistol engage the pistol targets in a Nevada Sweep from the left. With second pistol shoot the blue targets twice each and the Indian pistol target once. Holster. Retrieve shotgun and engage the shotgun targets in any order. **NOTE: At least one foot must be behind the table when engaging targets there.**



START



## Stage 2 November 2010



### Two Revolvers and 10 Cartridges, Rifle and 10 Cartridges, Shotgun 4+ Shells

The DHI Cowboy is in a hot fight with the Indians and if he wants a turkey he'll have to pour on more lead.

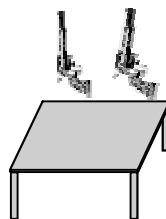
**Starting Position:** Standing behind the horse with rifle held at Cowboy port arms.

**Staging:** Two pistols loaded with five rounds each and holstered. Rifle loaded with 10 rounds held at Cowboy port arms. Shotgun, with at least four rounds on your person, staged on the horse.

**Procedure:** Say "I WANT MY TURKEY" and wait for the beep. ATB, engage rifle targets with at least three rounds on each in any order. Return rifle to horse, retrieve shotgun and engage the two left shotgun targets in any order. Move with the shotgun behind the table and engage the two right shotgun targets in any order. Put shotgun on the table. Using pistols as needed engage the pistol targets with at least three rounds on each in any order. Holster. **NOTE: At least one foot must be behind the table when engaging targets there.**



START



### Stage 3 November 2010




#### Two Revolvers - 10 Cartridges, Rifle - 8 Cartridges, and Shotgun - 2 +

Another DHI Cowboy is riding the range hunting pheasants for the dinner when he's attacked by rustlers. He wants those birds, but he has to fight the rustlers too.

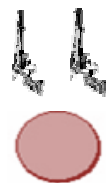
**Starting Position:** Standing behind the horse.

**Staging:** Two pistols loaded with five rounds each and holstered. Rifle, loaded with 8 rounds, and shotgun, with at least two rounds on your person, staged on the horse.

**Procedure:** Say "I WANT THOSE BIRDS" and wait for the beep. ATB retrieve rifle and shoot each rifle target at least twice. Return rifle to horse. Retrieve shotgun and engage the two standing clays. Return shotgun to horse. Move to the stone and with first pistol shoot the blue pistol targets with alternating shots. With second pistol shoot the white pistol target five times. Holster. **NOTE: At least one foot must be touching the stone when engaging targets there.**



START



## Stage 4 November 2010


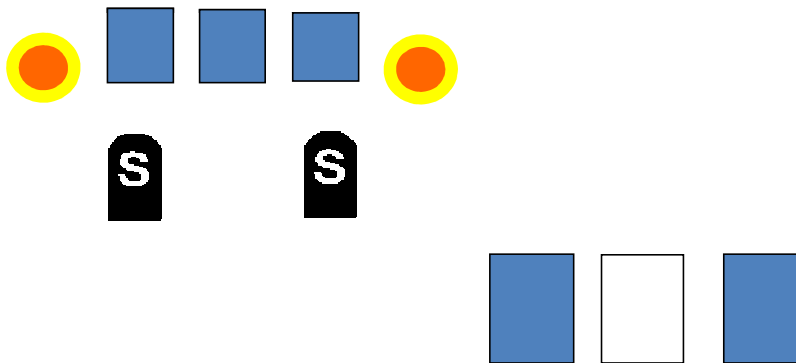
### Two Revolvers - 10 Cartridges, Rifle - 10 Cartridges, and Shotgun - 4 +

The DHI Cowboy is in a lot of trouble, but he still wants those birds. He just has to shoot fast and smooth.

**Starting Position:** Standing with at least one foot touching the round stone.

**Staging:** Two pistols loaded with five rounds each and holstered. Rifle, loaded with 10 rounds, and shotgun, with at least four rounds on your person, staged on the horse.

**Procedure:** Say "THOSE BIRDS ARE MINE" and wait for the beep. ATB, using pistols as needed, engage the pistol targets with a double tap Nevada Sweep from either direction. Holster. Retrieve rifle and engage the rifle targets with a double tap Nevada Sweep from either direction. Return rifle to horse. Retrieve shotgun and engage the two standing clays and two shotgun knockdowns in any order. **NOTE: At least one foot must be touching the stone when engaging targets there.**



START

## Stage 5 November 2010

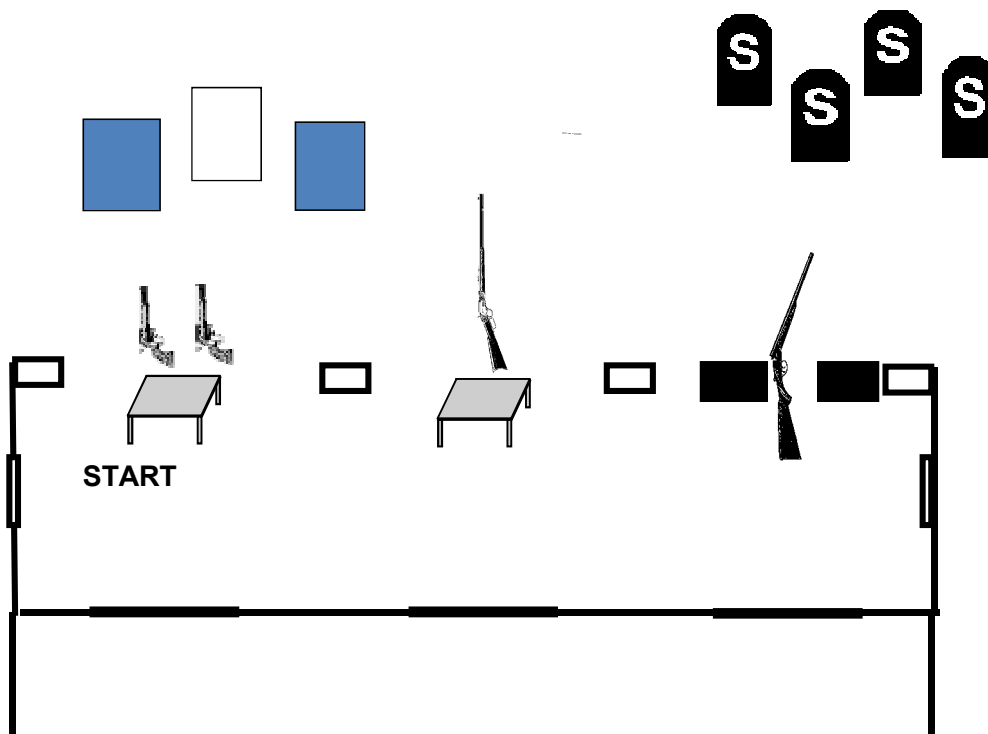
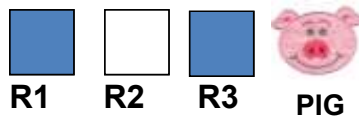
**Two Revolvers - 10 Cartridges, Rifle - 10 Cartridges, and Shotgun - 4 +**

A DHI Cowboy stops at the Prairie Store to buy a pig for the ranch dinner. He's told they have one pig left, but some gunmen are trying to steal it. He has to stop them to get the pig.

**Starting Position:** Standing with both feet behind the left table with hands on pistols.

**Staging:** Two pistols loaded with five rounds each and holstered. Rifle loaded with 10 rounds and staged on the center table. Shotgun staged on the bar with at least 4 rounds on your person.

**Procedure:** Say "**I WANT THAT PIG**" and wait for the beep. ATB, using pistols as needed shoot each blue pistol target three times and the white pistol target four times in any order. Holster. With at least one foot behind the center table, retrieve rifle and engage the rifle targets in the following order, R1 4 times, R2 3 times, R3 twice and the pig once (a reverse Lawrence Welk Sweep). Return rifle to table. Retrieve shotgun and engage shotgun targets in any order.



## Stage 6 November 2010

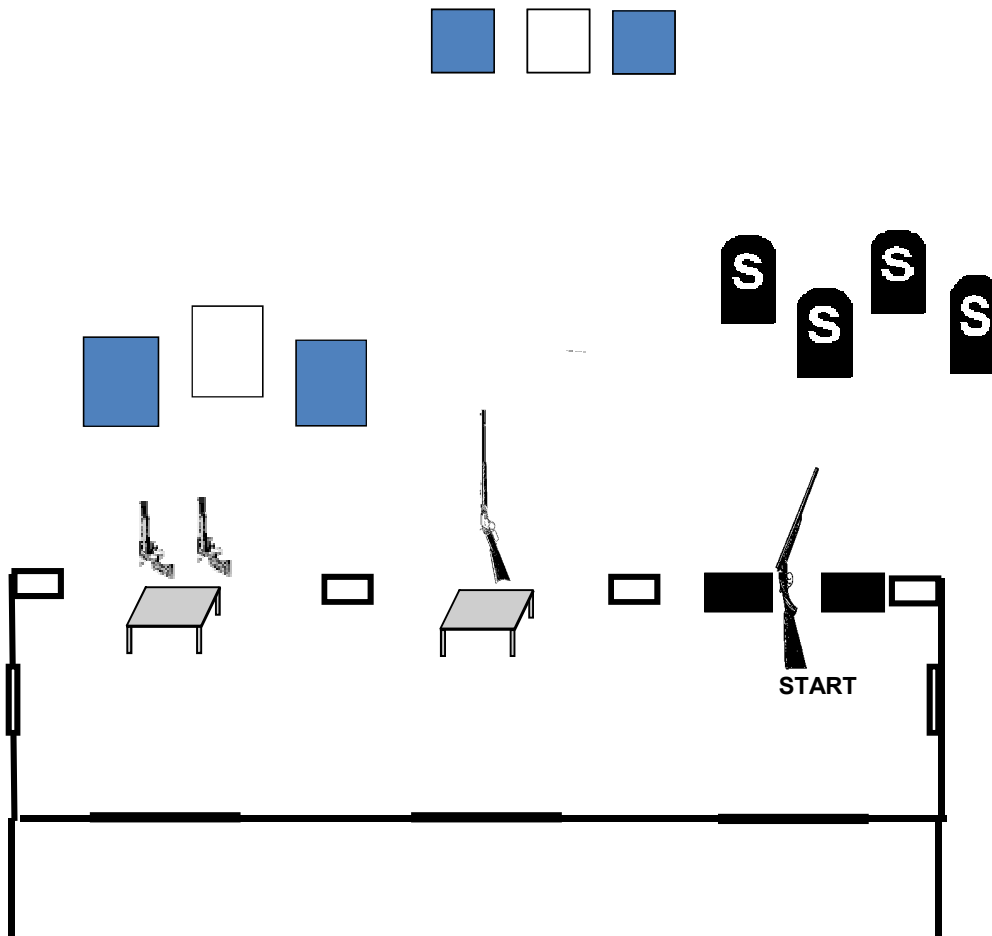
### Two Revolvers - 10 Cartridges, Rifle - 10 Cartridges, Shotgun - 4 +

The DHI Cowboy is in a hot gunfight at the Prairie Store, but he decides to pour on the lead to overcome the gunmen.

**Starting Position:** Standing with both feet behind the bar.

**Staging:** Two pistols loaded with five rounds each and holstered. Rifle loaded with 10 rounds and staged on the center table. Shotgun staged on the bar with at least 4 rounds on your person.

**Procedure:** Say "**THAT'S MY PIG**" and wait for the beep. ATB, retrieve the shotgun and engage the shotgun targets in any order. Return shotgun to bar. With at least one foot behind the center table, retrieve rifle and engage the blue rifle squares with three shots each and the white rifle square with four shots. Return rifle to table. Move so at least one foot is behind the left table and, using pistols as needed, engage the pistol targets in a continuous Nevada Sweep from either direction. Holster.



## Side Match November 2010

Two Revolvers and 10 Cartridges, Rifle and 7 Cartridges, Shotgun and 4 +

**Starting Position:** Standing with both feet behind the left table.

**Staging:** Two pistols loaded with five rounds each and holstered. Rifle loaded with 7 rounds and staged on the center table. Shotgun staged on the bar with at least 4 rounds on your person.

**Procedure:** Say "**LET'S SHOOT**" and wait for the beep. ATB, with first pistol engage the pistol targets in a Nevada Sweep from the left. With second pistol engage the pistol targets in a Nevada Sweep from the right. Holster. Retrieve rifle and engage the blue rifle squares with two shots each and the white rifle square with three shots in any order. Return rifle to table. Retrieve shotgun and engage the shotgun targets in any order.

