

August 2011
Monthly Match
Stages

Stage 1 August 2011

Two Revolvers and 10 Cartridges, Rifle -10 Cartridges, Shotgun and 4 + Shells

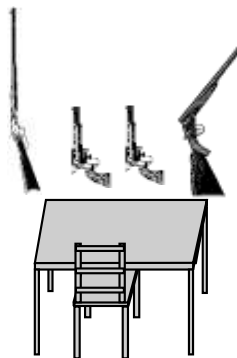
Nooga Kid has just finished cleaning his guns at the range camp, when he sees a gang of cowboys setting up to steal the camp supplies. The rest of the DHI cowboys are with the herd, so it's up to him to stop the gang.

Starting Position: Sitting behind the table.

Staging: Two pistols loaded with five rounds each, rifle loaded with 10 rounds and shotgun, with at least four rounds on your person, all staged on the table.

Procedure: Say "I JUST FINISHED CLEANING THESE" and wait for the beep. ATB, **REMAIN SEATED TO SHOOT BOTH PISTOLS.** Using pistols as needed, engage the pistol targets with two 2-1-2 sweeps from either direction. Return pistols to table. If not seated shooting pistols, a P will be awarded.

SHOOTER MAY STAND TO SHOOT LONG GUNS. Retrieve rifle and engage the rifle targets in two 2-1-2 sweeps from either direction. Return rifle to table. Retrieve shotgun and engage shotgun targets in any order.



START

Stage 2 August 2011

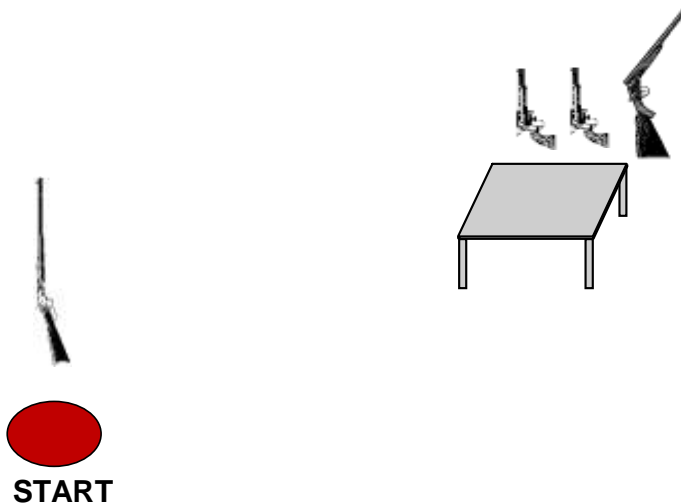

Two Revolvers and 10 Cartridges, Rifle - 9 Cartridges, Shotgun and 4 + Shells

Nooga Kid is in a hot fight with the gang, but he knows what to do to win the day, and that's move around and shoot straight.

Starting Position: Standing with at least one foot touching the starting stone.

Staging: Two pistols loaded with five rounds each and holstered. Rifle loaded with 9 rounds held in both hands. Shotgun, with at least four rounds on your person, staged on the table.

Procedure: Say "THESE GUNS WERE CLEAN" and wait for the beep. ATB, engage the rifle targets in a Nevada sweep starting on the Cowboy target. Move to the table with your rifle and, with first pistol, engage the pistol targets in a Nevada Sweep starting on the Cowboy target. With second pistol repeat the instructions. Holster. Retrieve shotgun and engage the shotgun targets in any order.



Stage 3 August 2011

Two Revolvers and 10 Cartridges, Rifle - 10 Cartridges, Shotgun and 4 + Shells

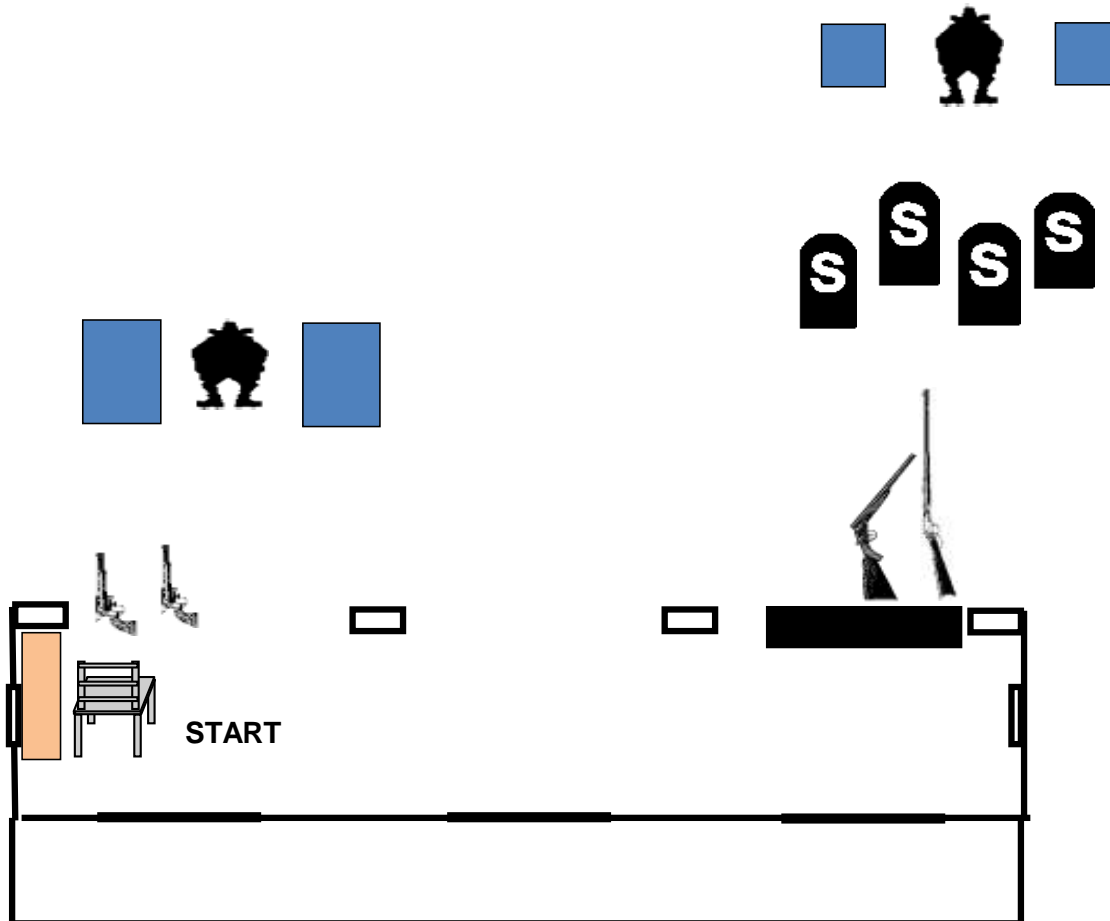
A young gun has a conversation with an old gunfighter in the Oriental Saloon. To show off, the kid shoots the bowtie and cufflinks off the piano player. Wyatt Earp finished playing his tune and stood up to teach the youngster and his rowdy friends some manners.

Starting Position: Seated facing the piano with both hands on the keyboard.

Staging: Two pistols loaded with five rounds each and holstered. Rifle, loaded with 10 rounds. Shotgun, with at least four rounds on your person, staged on the bar.

Procedure: Say **"I'M WYATT EARP AND I'VE HAD ENOUGH OF YOU"** Wait for the beep. **ATB stand up.** With first pistol shoot the Cowboy target five times. With second pistol alternate single shots on the two rectangle targets. Holster.

Move to the bar, retrieve rifle and shoot the Cowboy target five times, **THEN** alternate single shots on the two square targets. Return rifle to bar, retrieve shotgun and engage the shotgun targets in any order.



Stage 4 August 2011

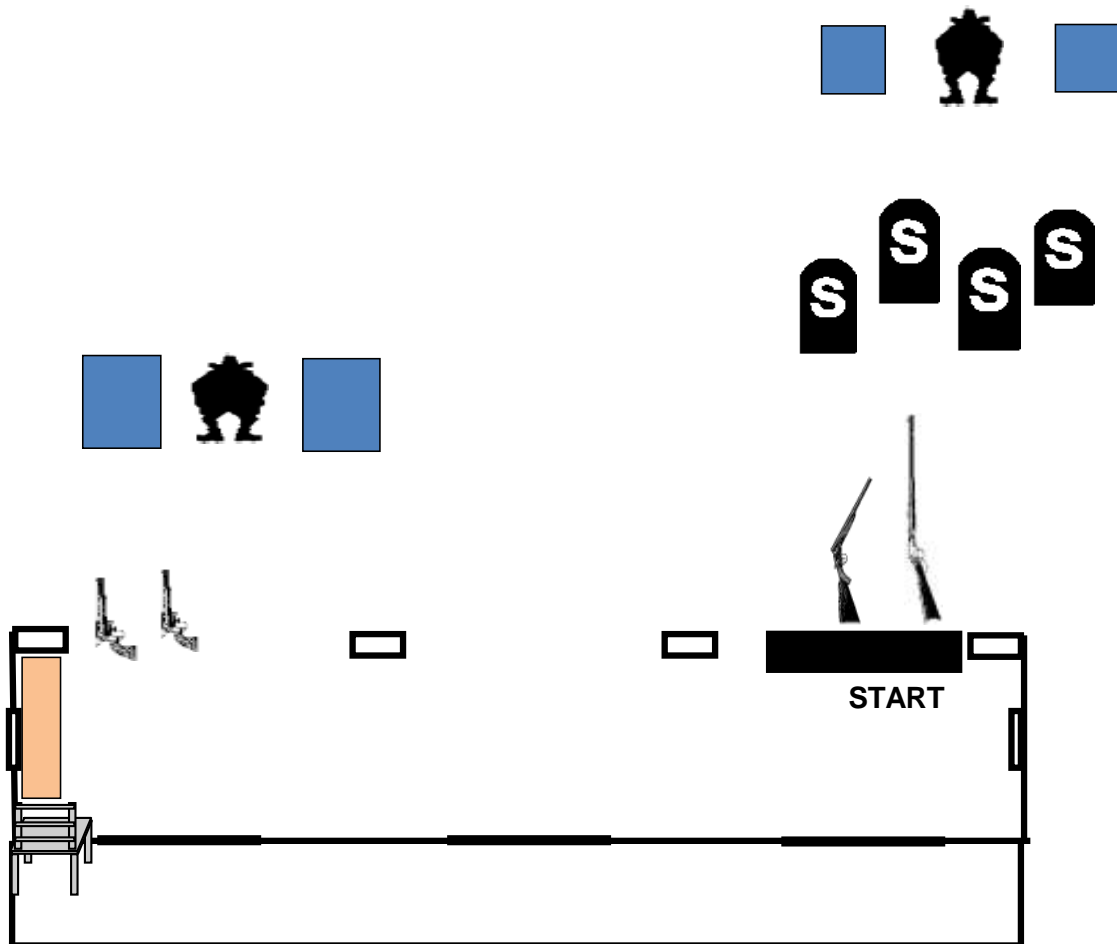
Two Revolvers and 10 Cartridges, Rifle and 10 Cartridges, Shotgun and 4 + Shells

Wyatt Earp wants to be sure he's taught the young gun and his rowdy friends the lesson they deserve, so he pours on more lead to get his point across.

Starting Position: Standing behind the bar with hands on your pistols.

Staging: Two pistols loaded with five rounds each and holstered. Rifle, loaded with 10 rounds. Shotgun, with at least four rounds on your person, staged on the bar.

Procedure: Say "**I'M GOING TO TEACH YOU RESPECT**" and wait for the beep. ATB, retrieve rifle and engage the rifle targets in a 3-4-3 sweep from either direction. Return rifle to bar, retrieve shotgun and engage the shotgun targets in any order. Return shotgun to bar, move beside the piano and, using pistols as needed, engage the pistol targets in a 3-4-3 sweep from either direction. Holster.



Stage 5 August 2011

Two Revolvers and 10 Cartridges, Rifle - 8 Cartridges, Shotgun and 2 + Shells



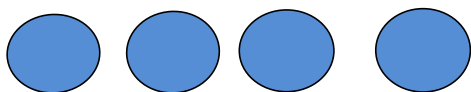
Dash Caliber is riding back to the DHI Ranch from the lead mine when he runs into the Circle gang who are intent on getting his lead. There's nothing Dash Caliber can do but dismount and give them what they want - some lead.

Starting Position: Standing behind the horse.

Staging: Two pistols loaded with five rounds each and holstered. Rifle, loaded with 8 rounds. Shotgun, with at least two rounds on your person, staged on the horse.

Procedure: Say "**HERE'S SOME LEAD FOR YOU**" and wait for the beep. ATB, using pistols as needed, engage the pistol targets in a double tap Nevada Sweep from either direction. Holster.

Retrieve rifle and engage the rifle targets with a double tap sweep from either direction. Return rifle to the horse. Retrieve shotgun and engage the shotgun targets in any order.



START

Stage 6 August 2011

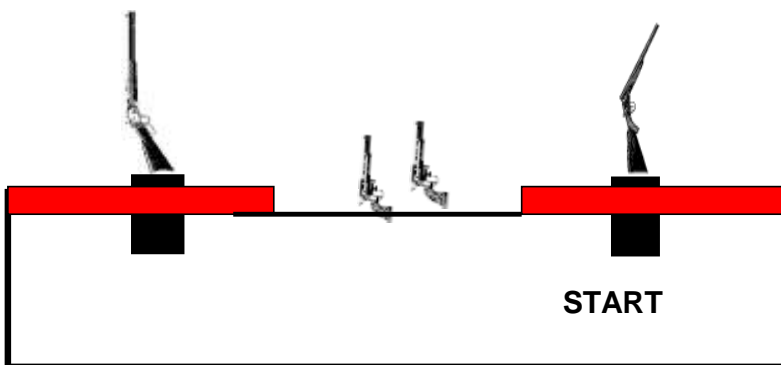
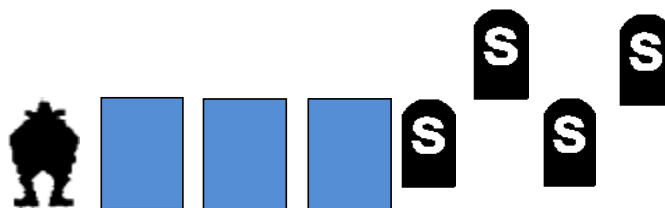
Two Revolvers, 10 Cartridges, Rifle and 10 Cartridges, Shotgun and 4 + Shells

Rowdy Ranger Rick stops by the Wells Fargo Office to pick up the new stage schedule when he sees the infamous Coffin Gang robbing the place. He has to take quick and decisive action to stop the robbery.

Starting Position: Standing at the right window with loaded shotgun shouldered. **Shotgun will only be loaded at the right window on instruction by the RO.**

Staging: Two pistols loaded with five rounds each and holstered. Rifle loaded with 10 rounds staged in the left window tray. Shotgun, with at least four rounds on your person, and shouldered at the right window (**Load per RO Instructions**)

Procedure: Say "**I'M GOING TO STOP THIS ROBBERY**" and wait for the beep. ATB, engage the shotgun targets in any order. Place shotgun in the right window tray. Move to the left window, retrieve the rifle and engage the rifle targets in a Lawrence Welk Sweep from either direction. (R1-1, R2-2, R3-3, R4-4) Return rifle to tray. Move to the doorway and, using pistols as needed, engage the pistol targets in a Lawrence Welk Sweep from either direction. Holster.



Sidematch Stage August 2011

Two Revolvers, 10 Cartridges, Rifle and 8 Cartridges, Shotgun and 4 + Shells

Starting Position: Standing at the left window.

Staging: Two pistols loaded with five rounds each and holstered. Rifle loaded with 8 rounds staged in the left window tray. Shotgun, with at least four rounds on your person, staged in the right window tray.

Procedure: Say "**LET'S SHOOT**" and wait for the beep. ATB, retrieve rifle and engage the rifle targets with two shots each in any order. Return rifle to left tray.

Move to the doorway and, using pistols as needed, engage the pistol targets with at least two rounds each in any order. Holster. Retrieve the shotgun and engage the shotgun targets in any order.

