

*February 2011
Monthly Match
Stages*

Stages may be modified due to weather/range conditions.

Stage 1 February 2011

Two Revolvers and 10 Cartridges, Rifle and 10 Cartridges, Shotgun and 4 + Shells


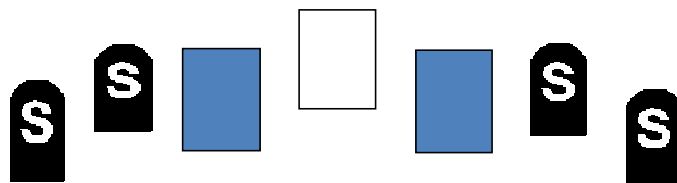
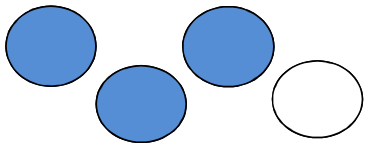
Bronco Rider is riding back from town when he sees the Circle Gang waiting to ambush him. He dismounts and acts fast to stop the attackers.

Starting Position: Standing behind the horse.

Staging: Two pistols loaded with five rounds each and holstered. Rifle loaded with 10 rounds and staged on the horse. Shotgun staged on the horse with at least four rounds on your person.

Procedure: Say "**YOU'LL BE SORRY**" and wait for the beep. ATB, retrieve rifle and engage rifle targets in a reverse Lawrence Welk Sweep (4-3-2-1) from the right. Return rifle to horse.

With first pistol shoot the blue pistol targets twice each and the white pistol target once in any order. Repeat with second pistol. Holster. Retrieve shotgun and engage shotgun targets in any order.



START

Stage 2 February 2011

Two Revolvers - 10 Cartridges, Rifle and 9 + 1 Cartridges, Shotgun and 4 + Shells


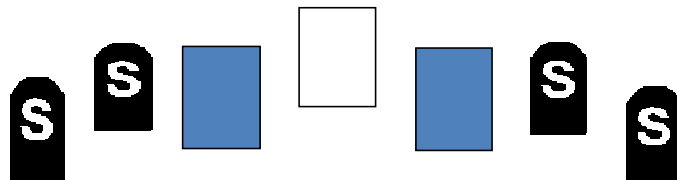
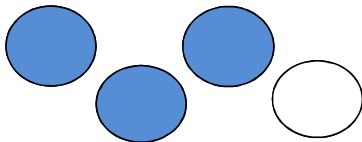
Bronco Rider is in a tough fight with the Circle Gang, so he reloads while they're ducking and finishes the fight.

Starting Position: Standing behind the horse.

Staging: Two pistols loaded with five rounds each and holstered. Rifle loaded with 9 rounds, with one extra round on your person, and staged on the horse. Shotgun staged on the horse with at least four rounds on your person.

Procedure: Say "**I BET YOU'RE SORRY NOW**" and wait for the beep. ATB, with first pistol engage the pistol targets in a Nevada Sweep starting on the white target. Repeat with second pistol. Holster.

Retrieve rifle and shoot the blue rifle targets three times each. Reload one shell from your person and shoot the white rifle target once. Return rifle to horse. Retrieve shotgun and engage shotgun targets in any order.



START

Stage 3 February 2011

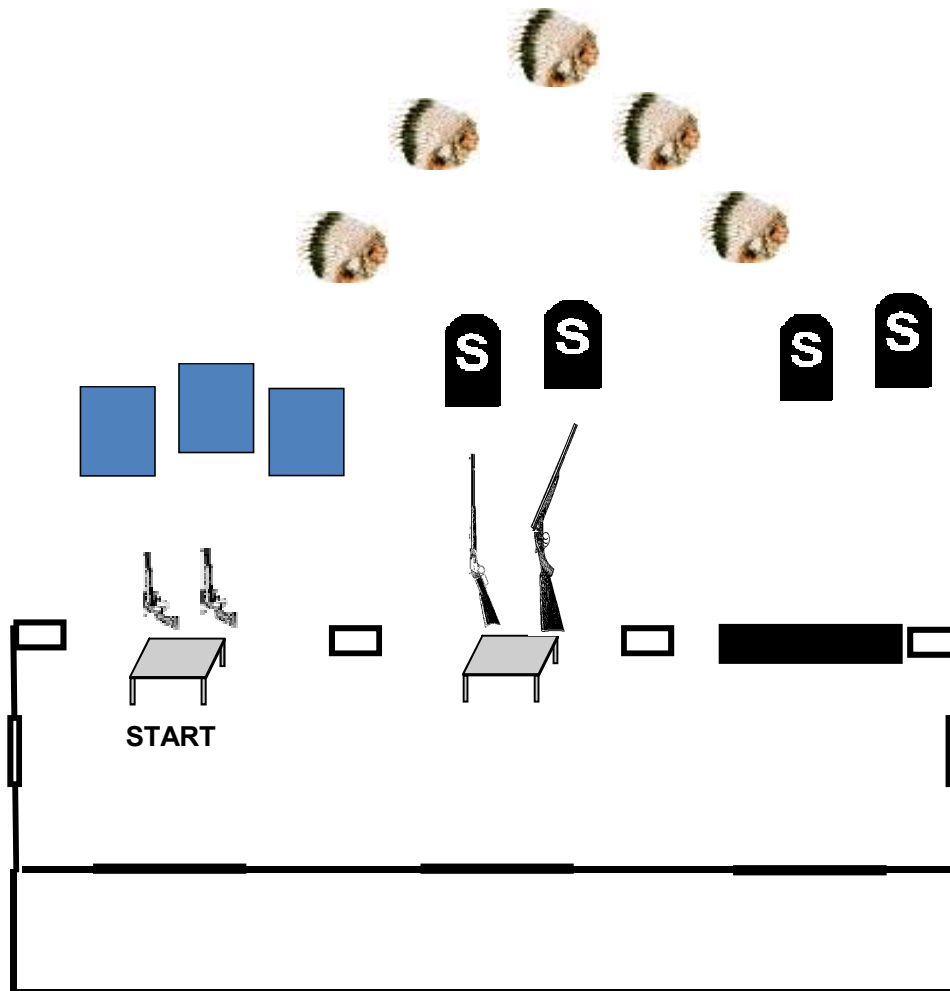
Two Revolvers and 10 Cartridges, Rifle and 9 Cartridges, Shotgun and 4 + Shells

Bronco Rider is at the Prairie Store to buy to buy a fancy Valentines Day card for his gal, Inez. He notices a band of hostile Indians sneaking up on the store. He's going to have to shoot fast to save everyone's scalp.

Starting Position: Standing with both feet behind the left table with hands flat on table.

Staging: Two pistols loaded with five rounds each and holstered. Rifle loaded with 9 rounds, and shotgun, with at least 4 rounds on your person, staged on the center table.

Procedure: Say "NO SCALPING HERE TODAY" and wait for the beep. ATB, using pistols as needed, engage the pistol targets in a double tap Nevada Sweep from either direction. Holster. Retrieve rifle and engage the rifle targets in a Nevada Sweep from either direction. Return rifle to table. Retrieve shotgun and engage the two left shotgun targets in any order. Move with the shotgun behind the bar and engage the two right shotgun targets in any order.



Stage 4 February 2011

Two Revolvers and 10 Cartridges, Rifle and 10 Cartridges, Shotgun and 4 + Shells

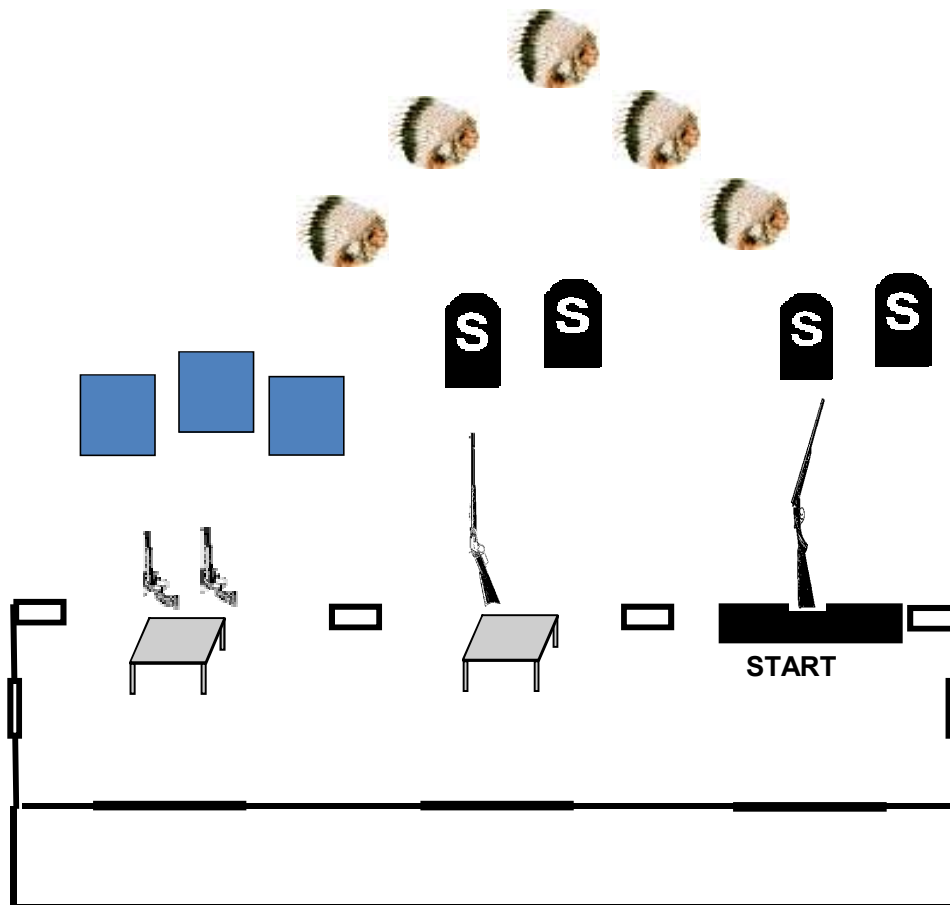
Bronco Rider is having a hard time convincing the Indians they picked the wrong store to attack. He's got to pour on more lead to stop them.

Starting Position: Standing behind the bar with hands flat on bar.

Staging: Two pistols loaded with five rounds each and holstered. Rifle loaded with 10 rounds staged on the center table. Shotgun, with at least 4 rounds on your person, staged on the bar.

Procedure: Say "YOU STILL WANT SCALPS" and wait for the beep. ATB, retrieve shotgun and shoot the right two shotgun targets in any order. Move with the shotgun to the center table and shoot the two left shotgun targets in any order.

Retrieve rifle and shoot each rifle target at least twice in any order. Return rifle to table. Move to the left table. With first pistol engage the pistol targets in a Nevada Sweep from the left. With second pistol engage the pistol targets in a Nevada Sweep from the right.



Stage 5 February 2011

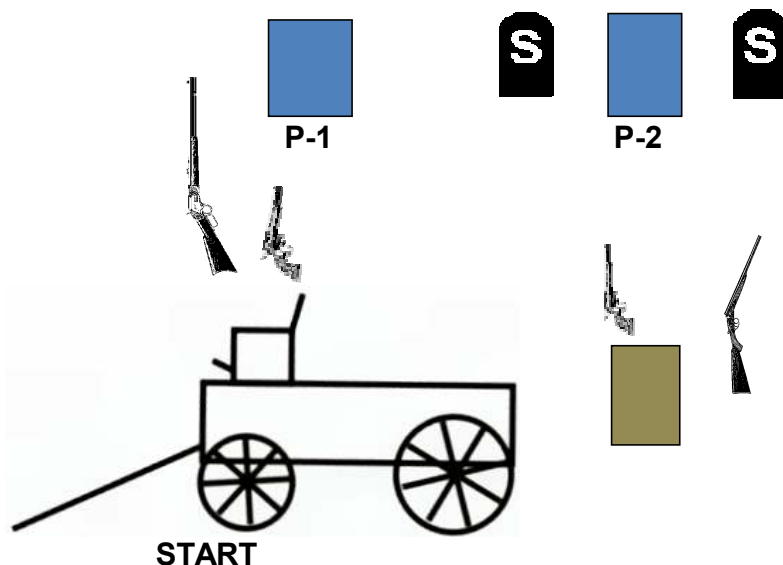
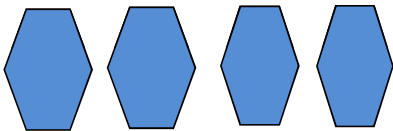
Two Revolvers and 10 Cartridges, Rifle and 10 Cartridges, Shotgun 2+ Shells

Bronco Rider is hauling supplies to the ranch in a wagon when a box falls off and he's attacked by bandits intent on stealing the supplies. He's going to have to fight to save his load, so he stands beside the wagon and gives a final

Starting Position: Standing beside the wagon seat.

Staging: Two pistols loaded with five rounds each and holstered. Rifle loaded with 10 rounds staged on the wagon seat. Shotgun, with at least two rounds on your person, staged on the cargo box at the rear of the wagon.

Procedure: Say "I'M WARNING YOU TO STOP" and wait for the beep. ATB, engage rifle targets in a Nevada Sweep from either direction. Return rifle to seat. With first pistol shoot P1 five times. Move to the box, retrieve shotgun and engage the shotgun targets in any order. Return shotgun to box. With second pistol shoot P2 five times. Holster. **NOTE: Both feet must be behind the wagon when engaging targets there.**



Stage 6 February 2011

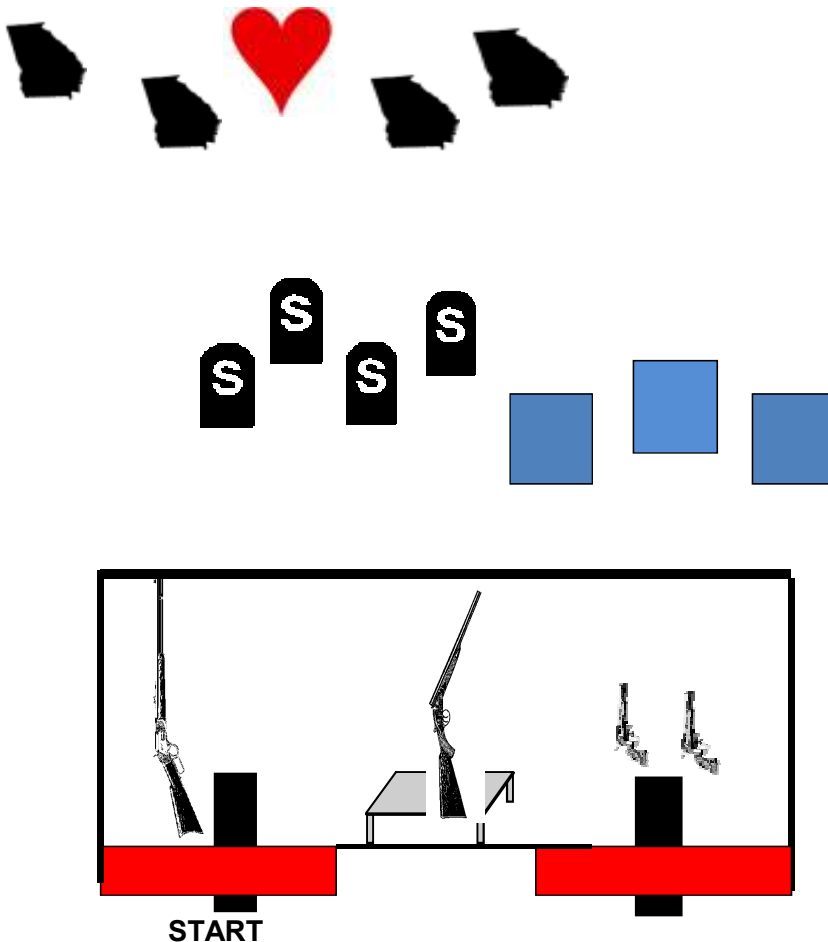
Two Revolvers, 10 Cartridges, Rifle and 9 Cartridges, Shotgun and 4 + Shells

Bronco Rider stops by the general store to get some candy to go with the bouquet he picked for Inez, when he spots the Heart Gang robbing the place. He's not going to let them get away with that.

Starting Position: Standing facing up range at the left window with bouquet in one hand.

Staging: Two pistols loaded with five rounds each and holstered. Rifle loaded with 9 rounds staged in the left window tray. Shotgun, with at least four rounds on your person, staged on the doorway table.

Procedure: Say "**HAPPY VALENTINES DAY SWEETHEART**", drop the bouquet and wait for the beep. ATB, retrieve rifle and, starting on the heart target, engage rifle targets in a Nevada Sweep. Return rifle to tray. Retrieve shotgun and engage the shotgun targets in any order. Move to the right window and with first pistol shoot the pistol targets at least once each from the left. With second pistol shoot the pistol targets at least once each from the right. Holster.



Sidematch February 2011

Two Revolvers and 10 Cartridges, Rifle and 10 Cartridges Shotgun and 2 + Shells

Starting Position: Standing with both feet behind the left table with hands on pistols.

Staging: Two pistols loaded with five rounds each and holstered. Rifle loaded with 10 rounds, and shotgun, with at least 2 rounds on your person, staged on the center table.

Procedure: Say "LETS SHOOT" and wait for the beep. ATB, with first pistol shoot each pistol target at least once starting on the right. With second pistol shoot each pistol target at least once starting from the left. Holster.

Move behind the center table, retrieve rifle and engage the rifle targets with two sweeps from either direction. Retrieve shotgun and engage the two shotgun targets in any order.

