

February 2012
Monthly Match
Stages

Stage 1 February 2012

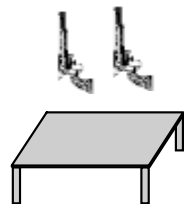

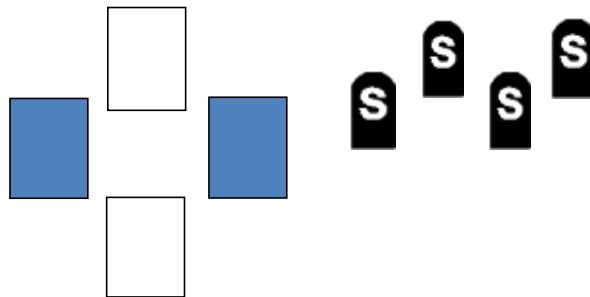
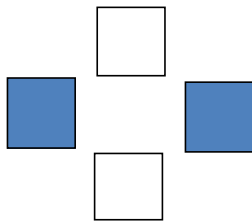
Two Revolvers and 10 Cartridges, Rifle and 10 Cartridges, Shotgun and 4 + Shells

Out west, a lonesome prairie or two from anywhere, was a town called Sunshine. Sunshine was smaller then most, bigger then some, but cleaner and more civilized than them all. Sheriff John saw to that, him and his ten gallon hat.

Starting Position: Standing behind the center table with hands on hat brim.

Staging: Two pistols, loaded with five rounds each, staged on center table. Rifle, loaded with 10 rounds, staged on left horse. Shotgun, with at least four rounds on your person, staged on the right horse.

Procedure: Say "**SUGAR, DON'T TOUCH MY HAT**" and wait for the beep. ATB, using pistols as needed, engage the pistol targets in a **continous** clockwise circular sweep starting on the left **BLUE** target. Return pistols to table. Move to the rifle, and engage the rifle targets in a clockwise circular sweep starting on the left **BLUE** target. Return rifle to horse. Move to the shotgun and engage the shotgun targets in any order.



Stage 2 February 2012

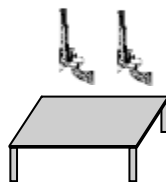

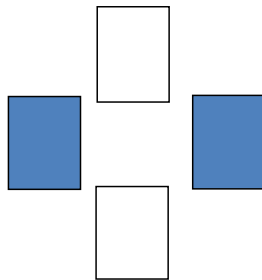
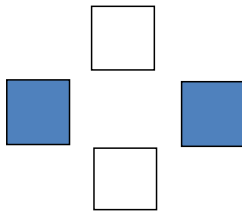
Two Revolvers and 10 Cartridges, Rifle and 10 Cartridges, Shotgun and 4 + Shells

Bank robbers, train robbers, stagecoach robbers, any kind of robbers didn't have a chance against Sheriff John and his ten gallon hat. Without that sweat-stiff, trail-dusted, bullet-riddled hat, Sheriff John could do nothing...or so he thought.

Starting Position: Standing behind the left horse with rifle held in both hands.

Staging: Two pistols loaded with five rounds each and holstered. Rifle, loaded with 10 rounds, held in both hands. Shotgun, with at least four rounds on your person, staged on the right horse.

Procedure: Say "MY HAT'S NOT MORE IMPORTANT THAN YOU" and wait for the beep. ATB, engage the **BLUE** rifle targets with two rounds each and the **WHITE** rifle targets with three rounds each in any order. Return rifle to left horse. Move to the center table and, using pistols as needed, engage the **BLUE** pistol targets two rounds each and the **WHITE** pistol targets with three rounds each in any order. Holster. Retrieve Shotgun and engage the shotgun targets in any order.



Stage 3 February 2012

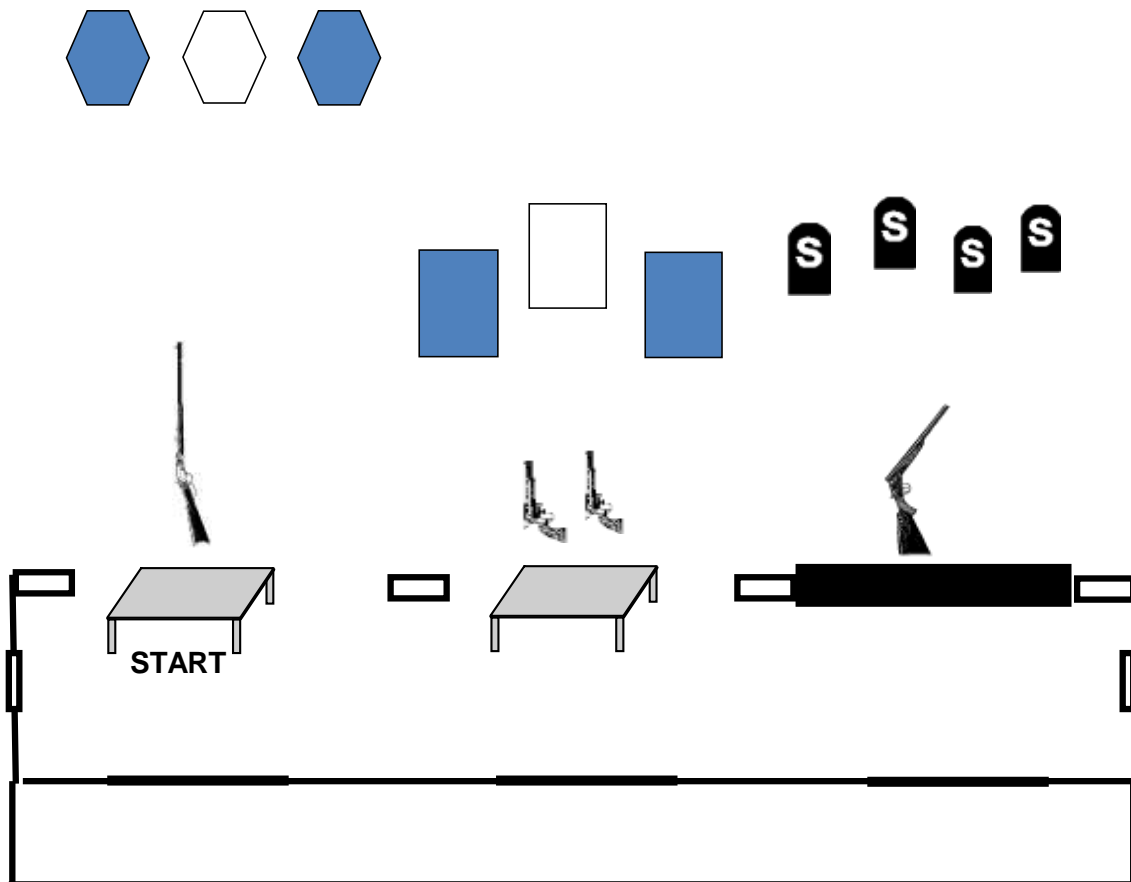
Two Revolvers and 10 Cartridges, Rifle and 10 Cartridges, Shotgun and 4 + Shells

On one quiet western night, the old west went completely wild. Rustlers were at the Parker ranch, robbers were in the bank, there was a fight at the saloon, and a range war was brewing. "Sheriff" yelled Deputy Bob, "come quick, there's trouble a plenty!"

Starting Position: Standing behind the left table.

Staging: Two pistols loaded with five rounds each and holstered. Rifle, loaded with 10 rounds, and your hat both staged on the left table. Shotgun, with at least four rounds on your person, staged on the bar.

Procedure : Say "**JUST LET ME GET MY HAT**", put your hat on and wait for the beep. ATB, retrieve rifle and engage the rifle targets in a double tap Nevada Sweep starting from either direction. Return rifle to left table. Move to center table and, using pistols as needed , engage the pistol targets in a double tap Nevada sweep starting from either direction. Holster. Retrieve Shotgun and engage the shotgun targets in any order.



Stage 4 February 2012

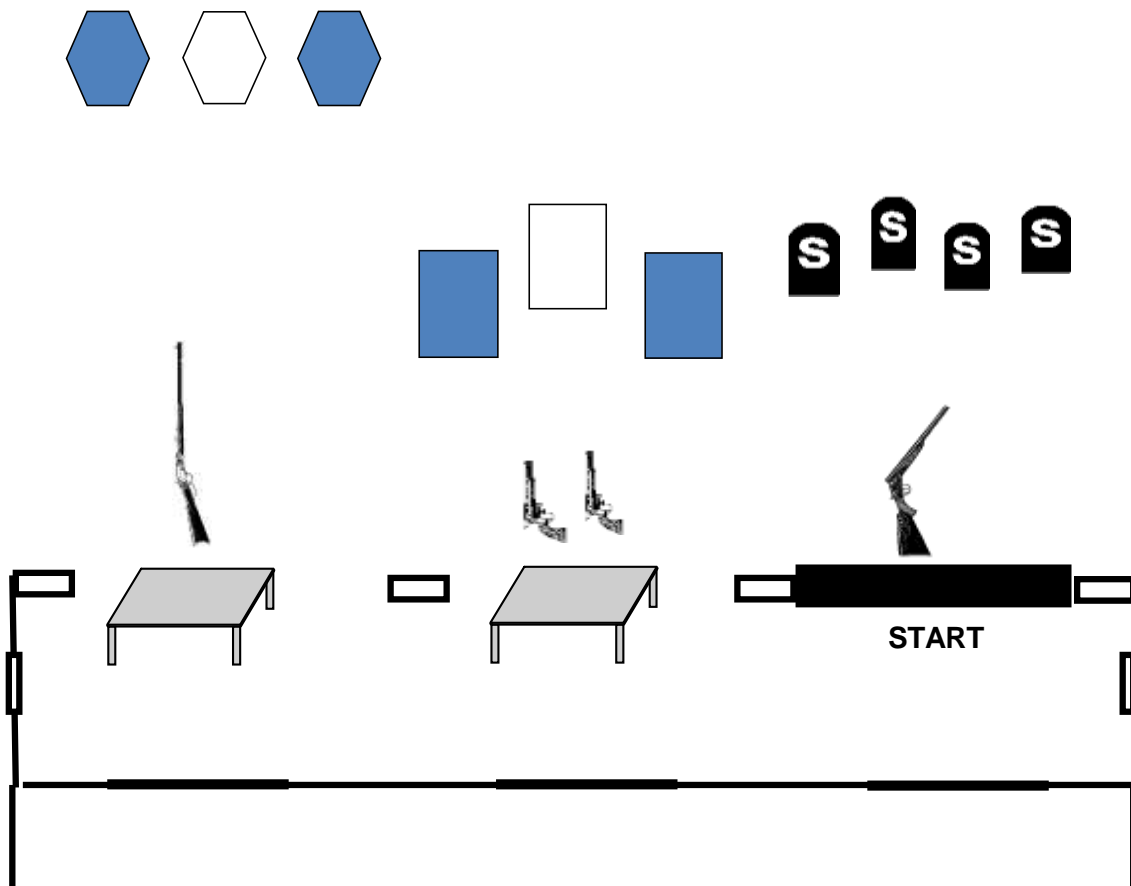
Two Revolvers and 10 Cartridges, Rifle and 10 Cartridges, Shotgun and 4 + Shells

No time for lantern lighting. Sheriff John pulled on his pants, jumped into his boots, strapped on his gun and said "I'm a-coming Bob"!

Starting Position: Standing behind the bar.

Staging: Two pistols loaded with five rounds each and holstered. Rifle, loaded with 10 rounds, staged on the left table. Shotgun, with at least four rounds on your person, staged on the bar.

Procedure : Say "**SORRY I RUIN'T YOUR NEW HAT**" and wait for the beep. ATB, retrieve shotgun and engage the shotgun targets in any order. Return shotgun to bar. Move to the center table and, using pistols as needed, engage the pistol targets in a 3-4-3 sweep starting from either direction. Holster. Retrieve rifle and engage the rifle targets in a 3-4-3 sweep starting from either direction.



Stage 5 February 2012

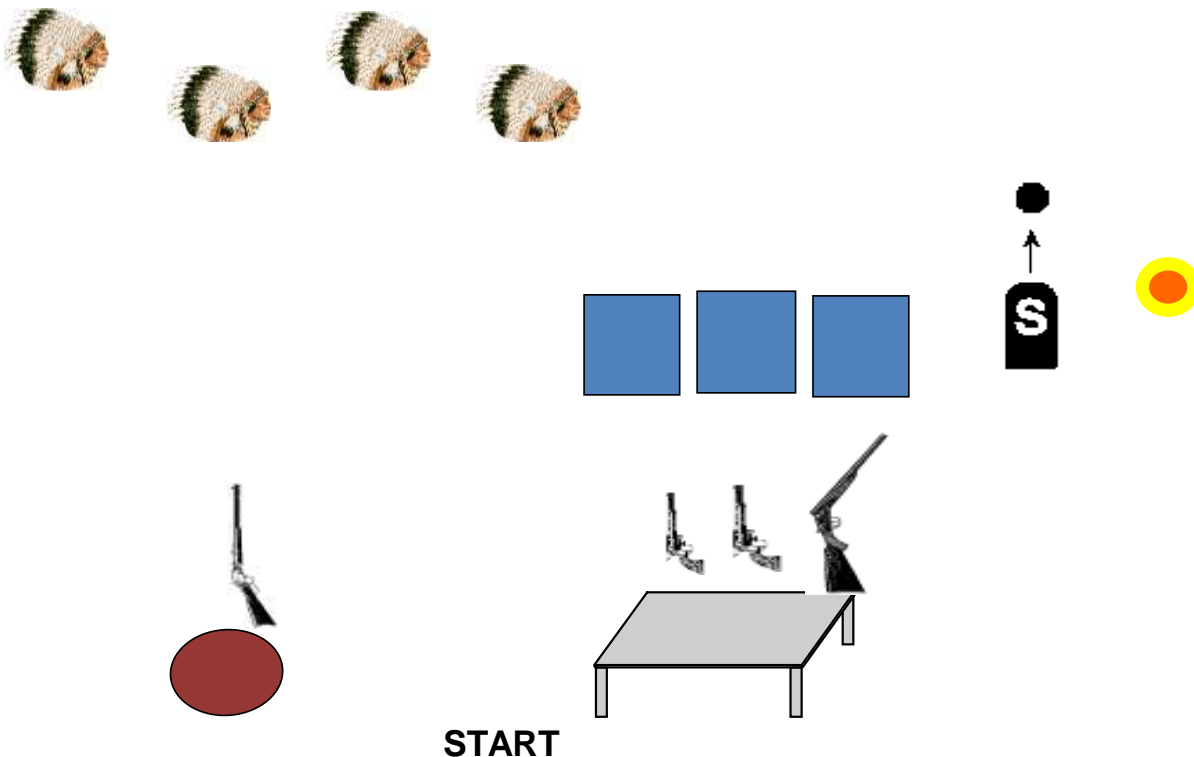
Two Revolvers and 10 Cartridges, Rifle and 10 Cartridges, Shotgun and 2+ Shells

Sheriff John Rider caught some Indians yesterday afternoon attempting to rob the stagecoach. According to Sheriff John, he owes it all to his ten gallon hat. Sheriff John said "I can't explain it, but when I wear this hat I can do anything."

Starting Position: Standing with at least one foot touching the starting stone, with rifle held in both hands.

Staging: Two pistols loaded with five rounds each and holstered. Rifle, loaded with 10 rounds, held in both hands. Shotgun, with at least four rounds on your person, staged on the table.

Procedure: Say "I CAN'T EXPLAIN IT" and wait for the beep. ATB, starting on the left, engage the rifle targets in a Lawrence Welk Sweep. Put rifle on the table and, with first pistol engage the pistol targets in a Nevada Sweep from the left. With second pistol engage the pistol targets in a Nevada Sweep from the right. Holster. Retrieve shotgun and engage the shotgun vomit target and flying clay. **NOTE: A miss on the flying clay will not count as a miss, but a 5 second bonus will be awarded if the clay is hit. Buckaroos/retts have the option of engaging the standing clay target instead of the flying clay, but the vomit knockdown must still be shot.**



Stage 6 February 2012

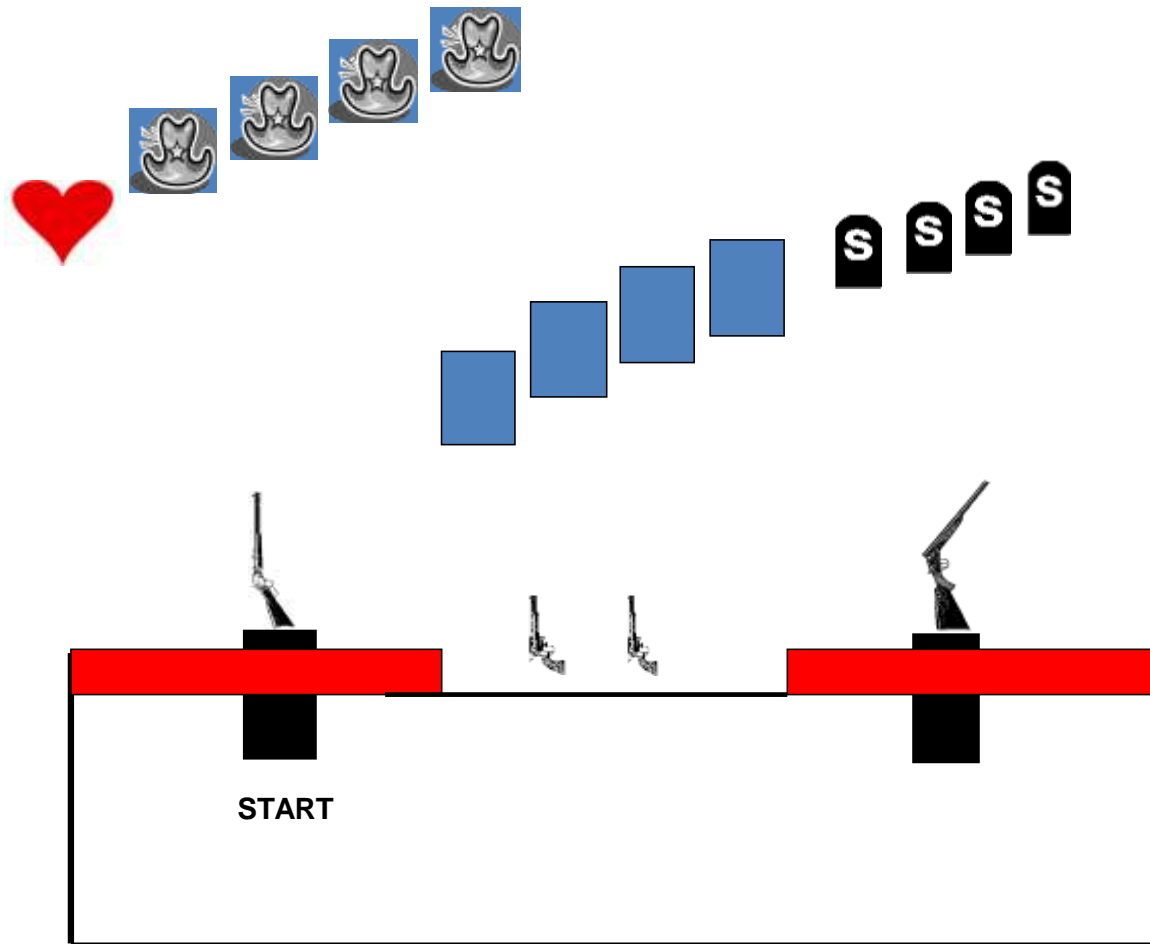
Two Revolvers, 10 Cartridges, Rifle and 9 Cartridges, Shotgun and 4 + Shells

Sheriff John finally figures out it's your heart, not your hat, that counts the most, but that's when he remembers he has to give his sweetheart the flowers he bought for Valentines Day.

Starting Position: Standing facing up range at the left window with bouquet held in both hands.

Staging: Two pistols loaded with five rounds each and holstered. Rifle, loaded with 9 rounds, staged in the left window tray. Shotgun, with at least four rounds on your person, staged in the right window tray.

Procedure: Say "**HAPPY VALENTINES DAY SWEETHEART**", drop the bouquet and wait for the beep. ATB, starting on the Heart, engage the rifle targets in a front to back Nevada sweep. Return rifle to tray and move to doorway. Using pistols as needed, engage the pistol targets in a **continuous** front to back Nevada sweep. Holster. Retrieve shotgun and engage shotgun targets in any order.



Sidematch Stage February 2012

Two Revolvers and 10 Cartridges, Rifle and 10 Cartridges, Shotgun and 4 + Shells

Starting Position: Standing behind the left table with hands on hat.

Staging: Two pistols loaded with five rounds each and holstered. Rifle, loaded with 10 rounds, staged on the left table. Shotgun, with at least four rounds on your person, staged on the bar.

Procedure : Shooter will indicate ready and wait for the beep. ATB, retrieve rifle and engage the rifle targets with at least three rounds on each in any order. Return rifle to left table. Move to center table and, using pistols as needed , engage the pistol targets with at least three rounds on each in any order. Holster. Retrieve Shotgun and engage the shotgun targets in any order.

