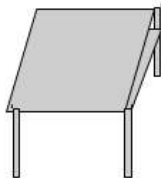
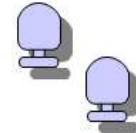
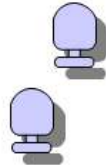

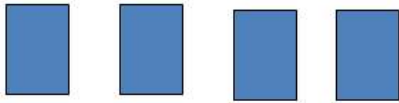


DOC HOLLIDAY'S IMMORTALS

Stage 1 November 2012

Two revolvers, 10 cartridges; Rifle and 10 cartridges; Shotgun and 4+ shells



Doc Holliday has a patient known only as Pig Iron, who appears to be suffering from consumption. The previous doctor, who Pig Iron referred to only as “The Witch Doctor”, told him that the “only prescription” was “more cowbell.”

Starting Position: Holding cowbell with both hands, standing behind the table

Staging: Two pistols loaded with 5 rounds each and holstered.

Rifle, loaded with 10 rounds, on the pony.

Shotgun with at least 4 rounds on your person staged on the table.

Procedure: Shooter will say “**I NEED MORE COWBELL**” or indicate ready and wait for the beep.

ATB with first pistol engage the pistol targets alternating between P1 and P4 with 5 rounds. Second pistol - alternate between P2 and P3 for 5 rounds.

Engage 2 shotgun targets S1 and S2 in any order. Take shotgun to pony.

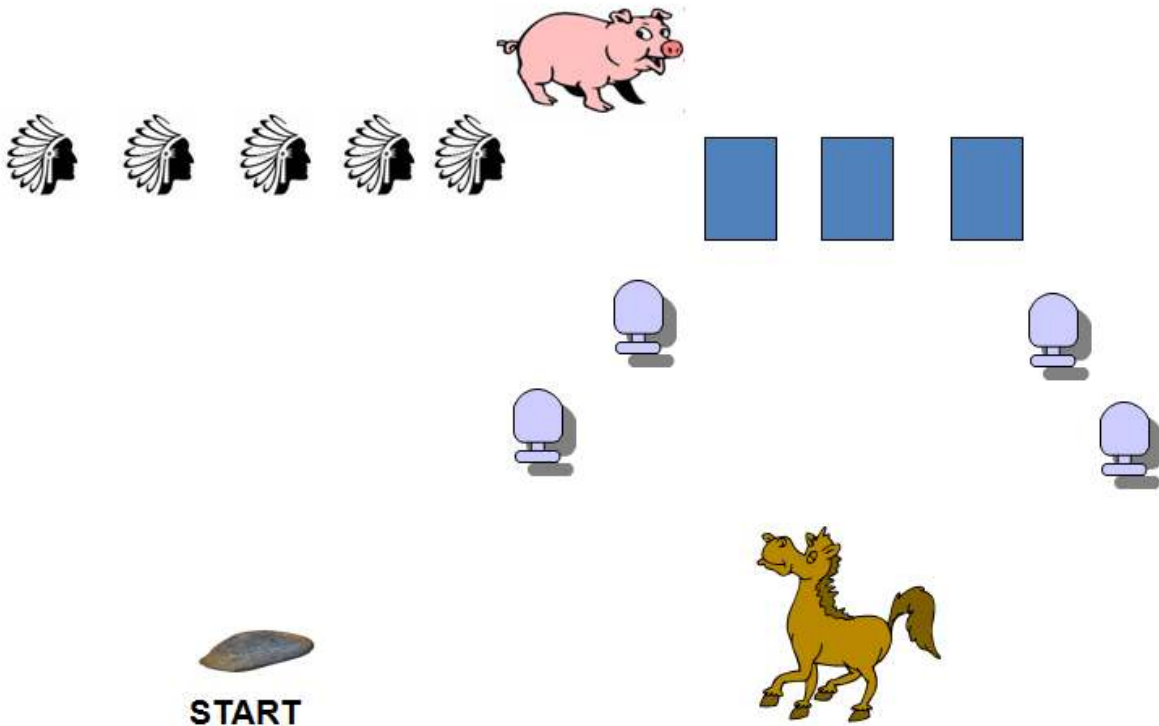
Retrieve rifle. Engage R1 and R4 alternating for 5 rounds. Then engage R2 and R3 alternating for 5 rounds. Return rifle to pony.

Retrieve shotgun, and knock down two remaining shotgun targets S3 and S4 in any order.

DOC HOLLIDAY'S IMMORTALS

Stage 2 November 2012

Two revolvers, 10 cartridges; Rifle and 10 cartridges; Shotgun and 4+ shells



Luscious Lynn was fetching supplies for Thanksgiving dinner when she spotted a large pig. While chasing down the pig, she encountered a band of hostile Indians who decided they wanted that pig, too.

Starting Position: Standing with one foot touching the stone, rifle in both hands.

Staging: Two pistols loaded with 5 rounds each and holstered. Rifle, loaded with 10 rounds, in both hands. Shotgun with at least 4 rounds on your person staged on the pony.

Procedure: Shooter will say, "THAT'S MY HOG" or indicate ready and wait for the beep.

ATB, engage rifle targets in a Nevada sweep from either direction. Put 10th rifle round on pig for a 5 second bonus.

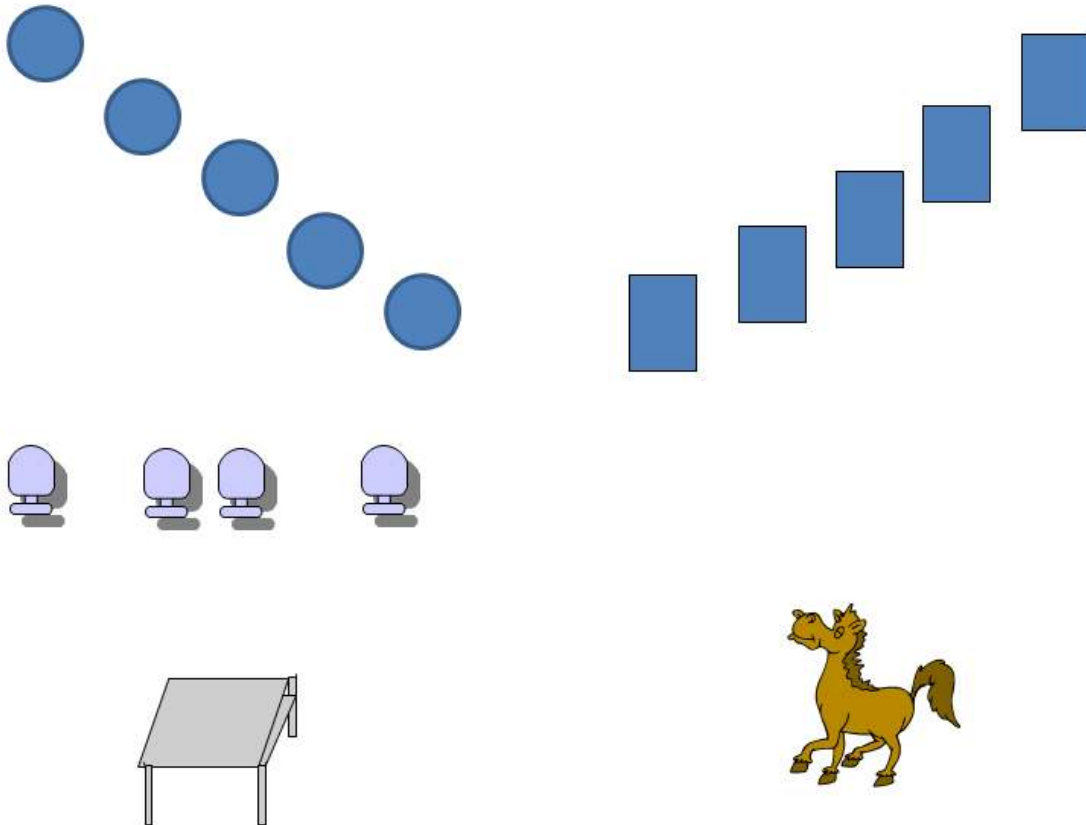
Take rifle to pony, and with first pistol, from either direction engage pistol targets in a Nevada sweep. With second pistol, engage pistol targets in a Nevada sweep, starting from opposite side.

Holster pistol, and with shotgun engage shotgun targets in any order.

DOC HOLLIDAY'S IMMORTALS

Stage 3 November 2012

Two revolvers, 10 cartridges; Rifle and 10 cartridges; Shotgun and 4+ shells



While traveling through Texas on his favorite pony, Fast Eddie hears of trouble in a nearby town. Arriving quickly on the scene, he spots his nemesis T-Bone Dooley and as would be expected a gunfight breaks out in the middle of town.

Starting Position: Hands on holstered pistols, standing behind the pony.

Staging: Two pistols loaded with 5 rounds each and holstered. Rifle, loaded with 10 rounds, staged on left table. Shotgun with at least 4 rounds on your person staged on left table.

Procedure: Shooter will say, "I LIKE MY T-BONE WELL DONE" or indicate ready. ATB, engage pistol targets from either direction with a double tap sweep.


Holster pistols, and retrieve rifle from left table. Engage rifle targets in a double tap sweep from either direction.

Make rifle safe on table, and retrieve shotgun. Engage shotgun targets in any order.

DOC HOLLIDAY'S IMMORTALS

Stage 4 November 2012

Two revolvers, 10 cartridges; Rifle and 10 cartridges; Shotgun and 4+ shells



Koda Joe is sitting in the saloon when he overhears a cowboy making jokes about his hair. Before he knows what has hit him, the cowboy is pummeled with lead from both of Joe's Colts.

Starting Position: Sitting on chair behind the table.

Staging: Two pistols loaded with 5 rounds each, staged on the table. Rifle, loaded with 10 rounds, staged the table. Shotgun with at least 4 rounds on your person staged on the table.

Procedure: Shooter will say, "I AM JUST HAVING A BAD HAIR DAY" or indicate ready and wait for the beep.

ATB, with first pistol, engage pistol targets in two 1-3-1 sweeps from the same direction. Place pistols back on table.

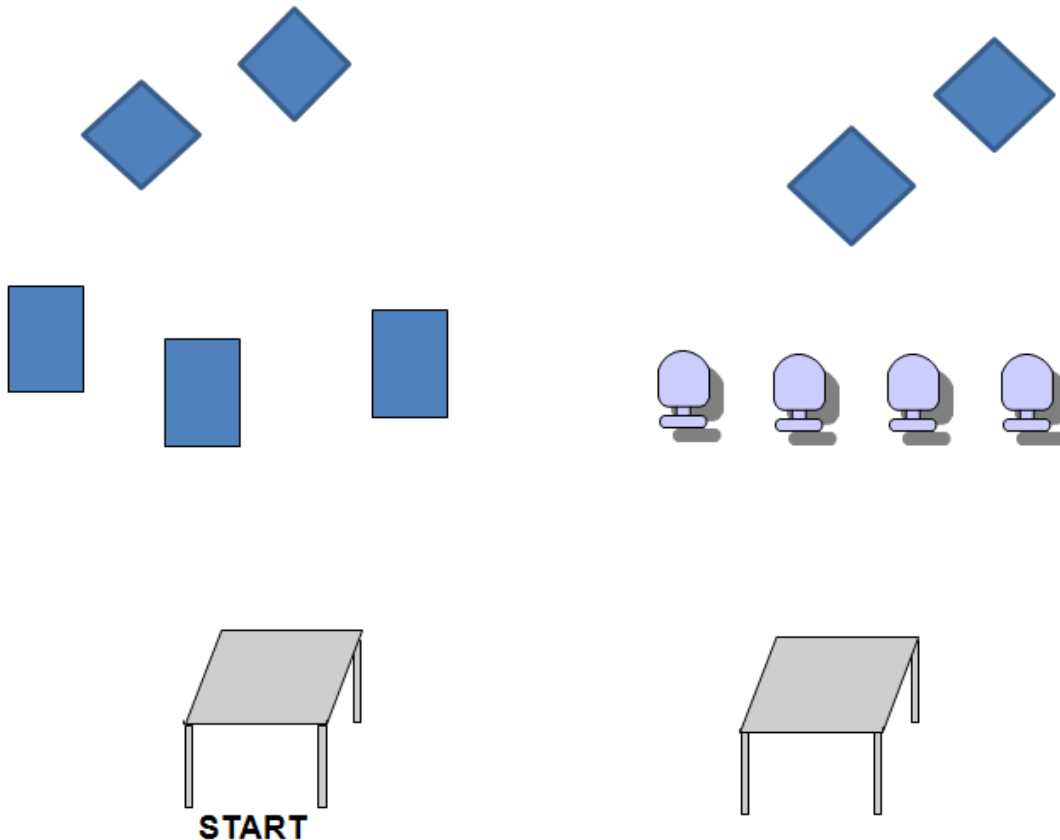
With rifle engage rifle targets with two 1-3-1- sweeps from same direction. Return rifle to table.

Retrieve shotgun and engage shotgun targets in any order. Note: Shooter may stand up any time after the beep.

DOC HOLLIDAY'S IMMORTALS

Stage 5 November 2012

Two revolvers, 10 cartridges; Rifle and 8 cartridges; Shotgun and 4+ shells



The Leggo Kid is coming home for Thanksgiving dinner, after trekking all over north Georgia hunting and dodging Indians. His bounty includes two turkeys and a wild boar for his family to eat for their celebration.

Starting Position: Standing behind left table, hands at sides.

Staging: Two pistols loaded with 5 rounds each and holstered. Rifle loaded with 8 rounds, on left table. Shotgun with at least 4 rounds on your person staged on right table.


Procedure: Shooter will say **"I GOT A HANKERIN' FOR TURKEY"** or indicate ready. ATB with first pistol, engage center target two times, left target two times, right target once. Repeat with second pistol. Holster pistols.

With the rifle, double tap sweep from either direction. Place rifle on left table, and with shotgun engage shotgun targets in any order.

DOC HOLLIDAY'S IMMORTALS

Stage 6 November 2012

Two revolvers, 10 cartridges; Rifle and 10 cartridges; Shotgun and 4+ shells



In his haste to see the big game in the next town, Captain Bill has left his latest prize at the saloon. When he returns the next day to retrieve his prize, he finds that Easy Rider is claiming it to be his prize. The Captain yells, "That's my trophy" and the lead slinging between the two commences.

Starting Position: Standing in the doorway, hands on frame at shoulder-height.

Staging: Two pistols loaded with 5 rounds each and holstered. Rifle, loaded with 10 rounds, on the left window sill. Shotgun with at least 4 rounds on your person staged in the left windowsill also.

Procedure: Shooter will say "**THAT'S MY TROPHY**" or indicate ready.

ATB shooter will engage the three pistol targets from the door at least two times each with no double taps. Holster pistols.

Retrieve rifle from left window and engage the three rifle targets at least two times each with no double taps. Return rifle to left window.

With shotgun, knock down the two shotgun targets in front of the left window.

Move to right window with shotgun, and engage the two remaining shotgun targets.