

Stage 1 September 2012

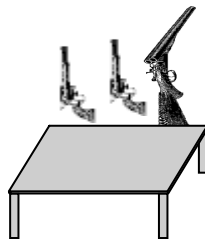
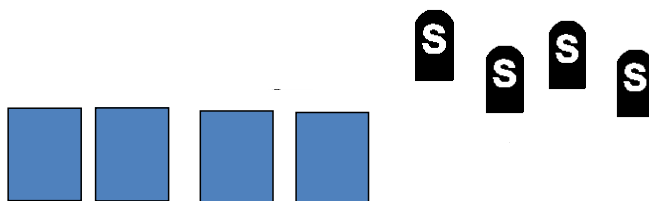
Two Revolvers and 10 Cartridges, Rifle and 10 Cartridges, Shotgun and 4 + Shells

The DHI Cowboys have split up to make a complete check of the range prior to the big roundup. While checking a line shack for uninvited guests, he's attacked by some rustlers who were using the line shack. He has to evict these unwanted guests.

Starting Position: Standing behind the stone with rifle in hands.

Staging: Two pistols, loaded with five rounds each and holstered. Rifle, loaded with 10 rounds, held in both hands. Shotgun, with at least four rounds on your person, staged on the table.

Procedure: Shooter will say "YOU DON'T BELONG HERE" OR indicate ready and wait for the beep. ATB, engage the rifle targets in a Lawrence Welk Sweep. Retrieve Shotgun and engage the shotgun targets in any order. Using pistols as needed, engage the pistol targets in a Lawrence Welk Sweep. Holster. **NOTE: A Lawrence Welk Sweep is 1 shot on first target, 2 shots on second target, 3 shots on third target and 4 shots on fourth target.**



Stage 2 September 2012

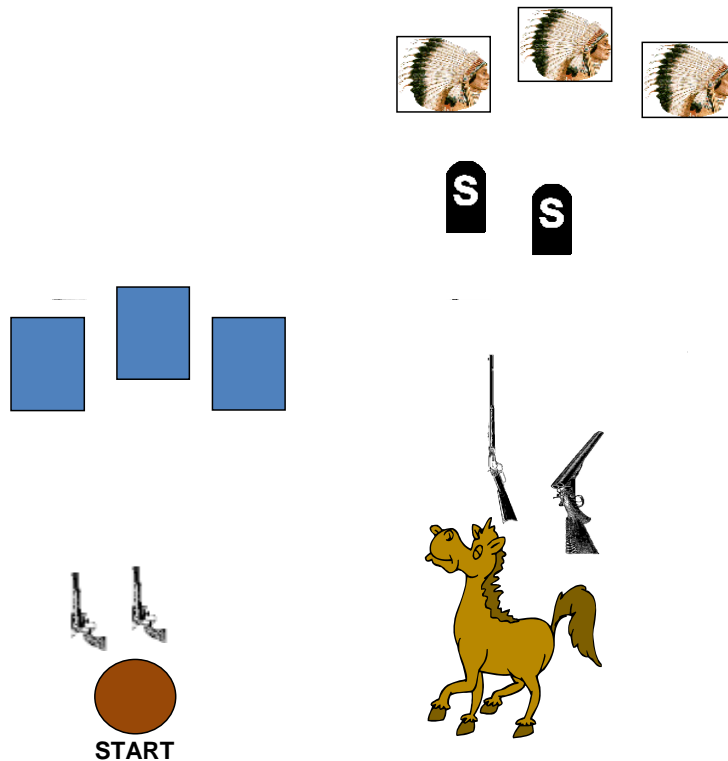
Two Revolvers and 10 Cartridges, Rifle and 10 Cartridges, Shotgun and 2 + Shells

Another Cowboy is riding the edge of the herd. When he stops to rest near a stone, he sees a group of Indians fast approaching to rustle some cows. He acts fast to stop them.

Starting Position: Standing behind the stone.

Staging: Two pistols, loaded with five rounds each and holstered. Rifle, loaded with 10 rounds, and Shotgun, with at least two rounds on your person, both staged on the horse.

Procedure: Shooter will say "**NO RUSTLING ALLOWED**" OR indicate ready and wait for the beep. ATB, using pistols as needed, engage the pistol targets in a double tap Nevada Sweep. Holster. Retrieve rifle and engage the rifle targets in a double tap Nevada Sweep. Retrieve shotgun and engage the shotgun targets in any order.



Stage 3 August 2012

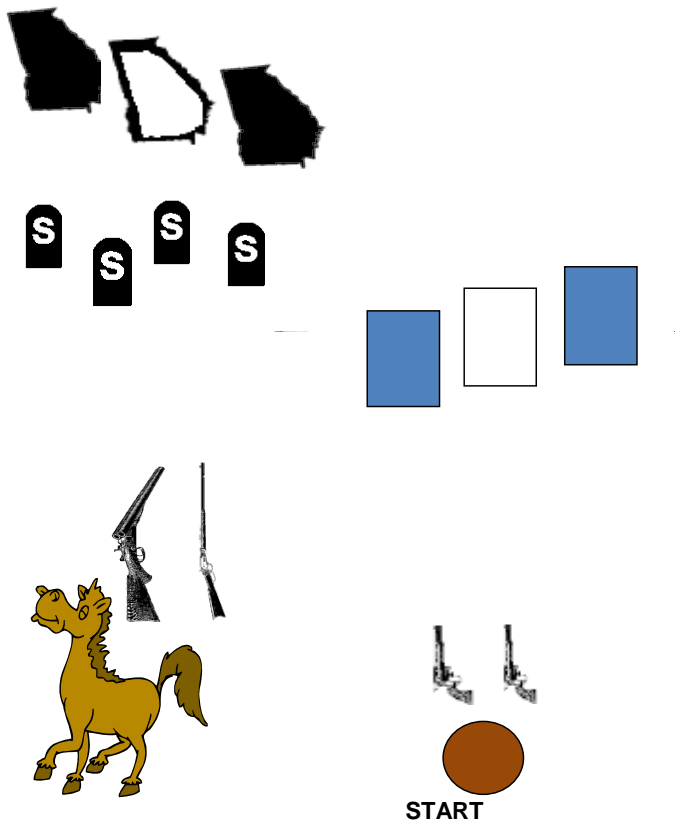
Two Revolvers and 10 Cartridges, Rifle and 10 Cartridges, Shotgun and 4 + Shells

A DHI Cowboy is near the outskirts of the ranch, when he sees members of the Georgia Gang crossing the ranch boundary. He knows those men are up to no good, so he gives fair warning and gets ready to chase them off the ranch.

Starting Position: Standing behind the stone.

Staging: Two pistols loaded with five rounds each and holstered. Rifle, loaded with 10 rounds, and Shotgun, with at least four rounds on your person, both staged on the horse.

Procedure : Shooter will say "NO TRESSPASSING" OR indicate ready and wait for the beep. ATB, using pistols as needed, engage the pistol targets in a CONTINUIOUS DHI Sweep. Holster. Retrieve rifle and engage the rifle targets in a DHI Sweep. Retrieve shotgun and engage the shotgun targets in any order. **NOTE: A DHI Sweep is shot the same as a Nevada Sweep but the center (WHITE) target is shot with double taps.**



Stage 4 September 2012

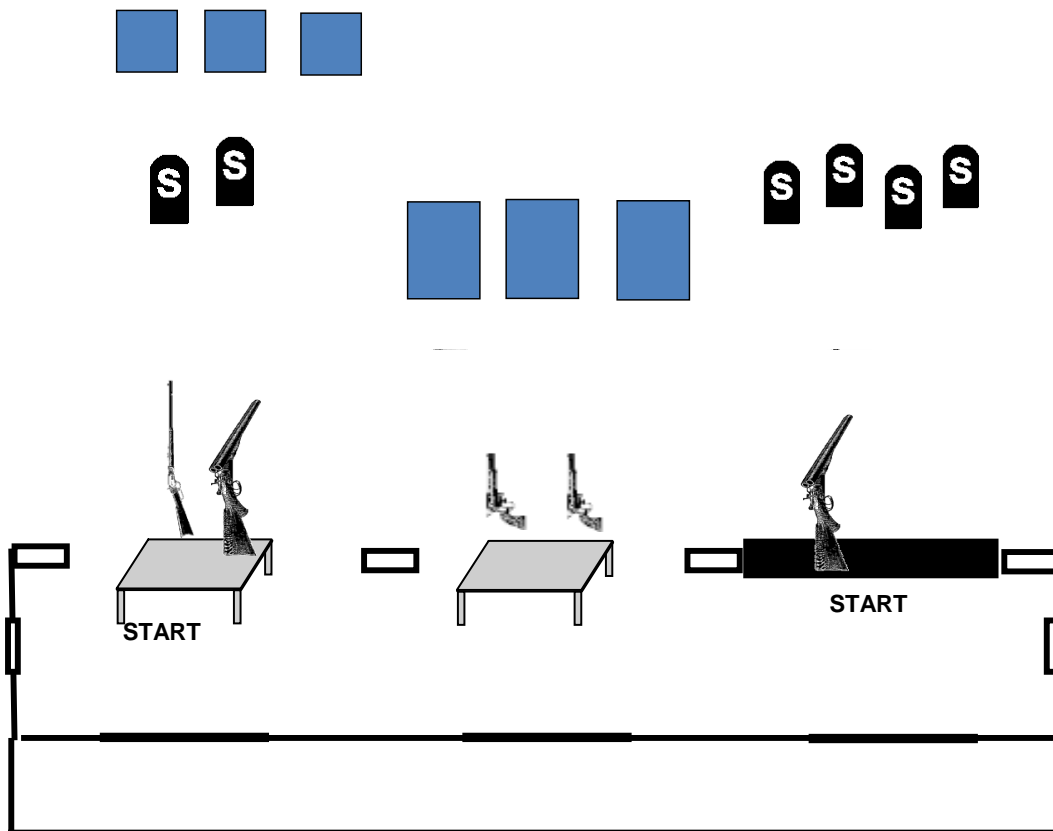
Two Revolvers and 10 Cartridges, Rifle and 9 Cartridges, Shotgun and 6 + Shells

The range cook stopped by the ranch supply house to pick up food for the range crew, when he sees a gang approaching to raid the ranch thinking all the cowboys are on the range. The cook acts fast to save the ranch supplies.

Starting Position: Standing behind the left table or the bar with shotgun in hands.

Staging: Two pistols loaded with five rounds each and holstered. Rifle, loaded with 9 rounds, staged on the left table. Shotgun, with at least six rounds on your person, held in hands at the left table or the bar.

Procedure : Shooter will say "**ANY OF YOU WANT TO SURRENDER**" OR indicate ready and wait for the beep. ATB, if starting on the left, shoot the two shotgun targets. Retrieve rifle and shoot each rifle target three times. Re-stage the shotgun on the center table and, using pistols as needed, shoot each pistol target at least three times. Holster. Move to the bar with the Shotgun and shoot the remaining shotgun targets in any order. If starting on the bar, reverse the instructions.



Stage 5 September 2012

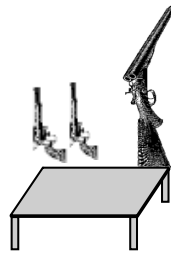
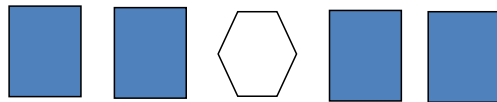
Two Revolvers, 10 Cartridges, Rifle and 10 Cartridges, Shotgun and 2 + Shells

The cook's helper is setting up tables on the range to serve those hard working cowboys. However, he spots the Coffin gang riding hard to attack him. He has to take care of himself, so he starts grabbing guns.

Starting Position: Standing behind the stone with rifle in hands.

Staging: Two pistols loaded with five rounds each and holstered. Rifle, loaded with 10 rounds, held in hands. Shotgun, with at least two rounds on your person, staged on the table.

Procedure: Shooter will say "NO FOOD FOR YOU" OR indicate ready and wait for the beep. ATB, engage the rifle targets in a Shifty Sweep. Retrieve Shotgun and engage the shotgun targets in any order. Using pistols as needed, engage the pistol targets in a Shifty Sweep. Holster. **NOTE: A Shifty Sweep is 1 shot on first target, 2 shots on second target, 4 shots on center target, 2 shots on fourth target and 1 shot on fifth target.**



START

Stage 6 August 2012

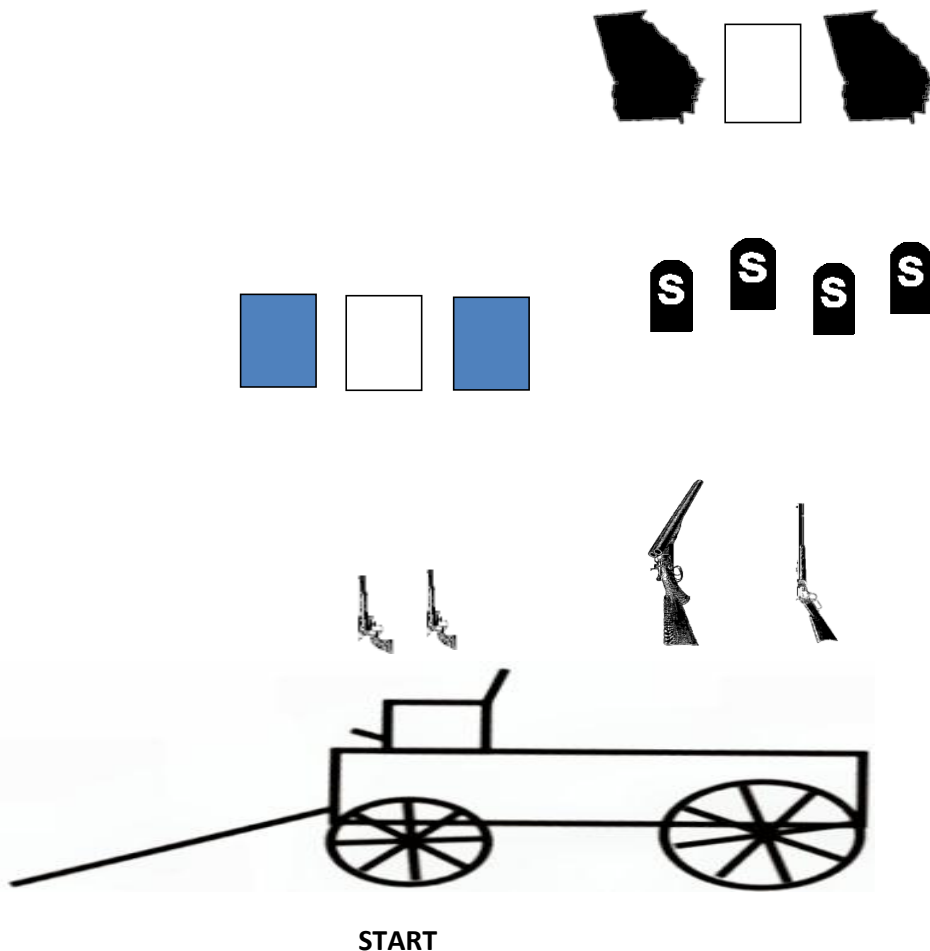
Two Revolvers, 10 Cartridges, Rifle and 9 Cartridges, Shotgun and 4 + Shells

The cook is riding the supply wagon out to the range when he's attacked by remnants of two gangs. Cookie has to protect himself and the range supplies so he sets about doing just that.

Starting Position: Standing beside the wagon seat.

Staging: Two pistols loaded with five rounds each and holstered. Rifle, loaded with 9 rounds, and Shotgun, with at least four rounds on your person, staged on the cargo box.

Procedure: Shooter will say "I GOT FOOD TO COOK" OR indicate ready and wait for the beep. ATB with first pistol engage the pistol targets in a Nevada Sweep starting on the center target. Repeat instructions with second pistol. Holster. Retrieve rifle and engage the rifle targets in a Nevada Sweep starting on the center target. Retrieve Shotgun and engage the shotgun targets in any order.



Sidematch September 2012

Two Revolvers and 10 Cartridges, Rifle and 10 Cartridges, Shotgun and 4 + Shells

Starting Position: Standing behind the left table.

Staging: Two pistols loaded with five rounds each and holstered. Rifle, loaded with 10 rounds, staged on the left table. Shotgun, with at least four rounds on your person, staged on the bar.

Procedure : Shooter will say "**LET'S SHOOT**" **OR** indicate ready and wait for the beep. ATB, retrieve rifle and engage the rifle targets in a Nevada Sweep. Move to the center table and with first pistol engage the pistol targets in a Nevada Sweep. Repeat instruction with second pistol. Holster. Retrieve shotgun and shoot the shotgun targets in any order.

