

## Stage 1 December 2013

Two revolvers, 10 cartridges; Rifle and 10 cartridges; Shotgun and 4+ shells

Marauder has spent a month decorating the ranch house and the chipmunks have destroyed the place in no time at all.



**START**



**Starting Position:** Standing behind left table, both hands on hat.

**Staging:** Two pistols loaded with 10 rounds and holstered. Rifle, loaded with 10 rounds, staged the left table. Shotgun with at least 4 rounds on your person staged on the right table.

**Procedure:** Shooter will say, “ALVIN!!!” OR indicate ready and wait for the beep.

ATB, engage three rifle knockdown targets until down, dump remaining rounds on the fourth target.

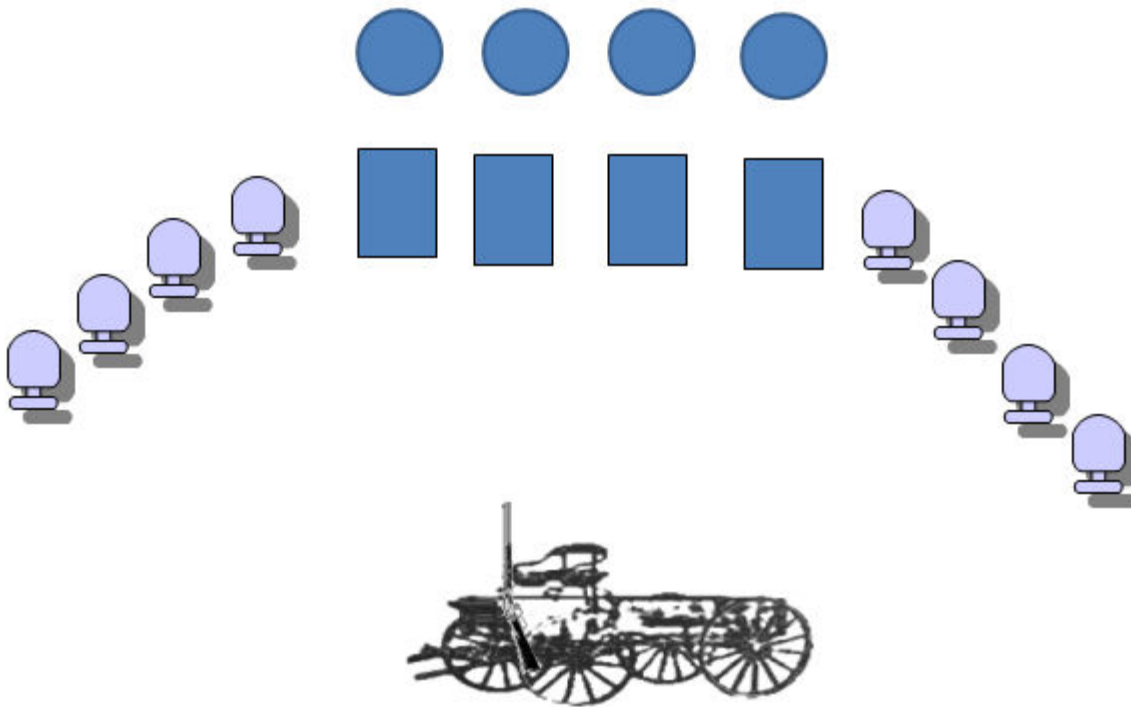
Return rifle to left table and engage pistol targets with a 2-6-2 sweep from either direction.

Move to right table and engage four shotgun targets in any order.

## Stage 2 December 2013

**Two revolvers, 10 cartridges; Rifle and 10 cartridges; Shotgun and 8+ shells**

Santa is unloading presents at the DHI ranch house when he is attacked by a band of free-range Injuns. Since they complained about the coal he gifted them last Christmas, he's fixin' to surprise them this year with a load of lead.



**START**

**Starting Position:** Standing at back of wagon, shotgun in both hands.

**Staging:** Two pistols loaded with ten rounds and holstered. Rifle loaded with ten rounds and staged on front end of wagon. **Shotgun held in both hands.**

**Procedure:** Shooter will say, **“HO, HO, HO!!!”** OR indicate ready and wait for the beep.

ATB, knock down the four shotgun targets on the right in any order, move to front of wagon and knock down four shotgun targets on the left.

Retrieve rifle and shoot a Nevada sweep on Indians from either direction.

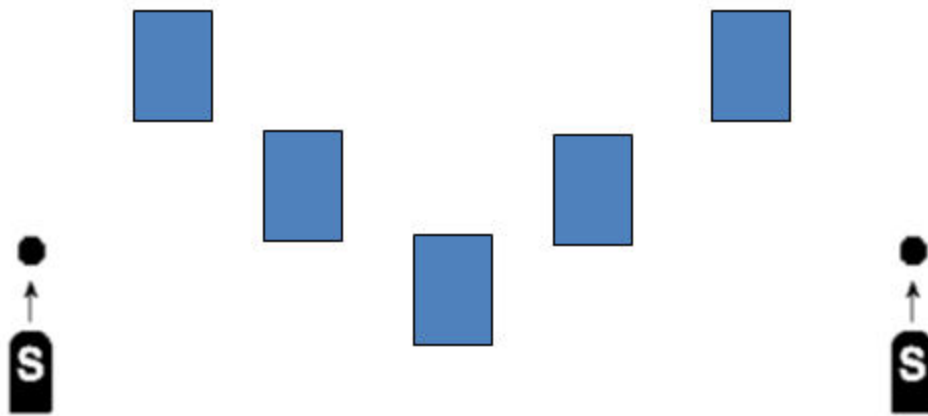
Make rifle safe on front of wagon, and move to rear of wagon.

Shoot pistol targets in a continuous Nevada sweep.

### Stage 3 December 2013

Two revolvers, 10 cartridges; Rifle and 10 cartridges; Shotgun and 4+ shells

Santa is out hunting for Christmas dinner when he comes across several desperadoes who obviously don't recognize who he is.



**START**

**Starting Position:** Standing beside the horse

**Staging:** Rifle on horse, shotgun on horse, pistols holstered

**Procedure:** Shooter will say, **"WE'RE HAVING FREE RANGE PRAIRIE CHICKEN FOR DINNER!"** OR indicate ready and wait for the beep.

With shotgun, engage two knockdown flyer targets in any order. Replace shotgun on horse.

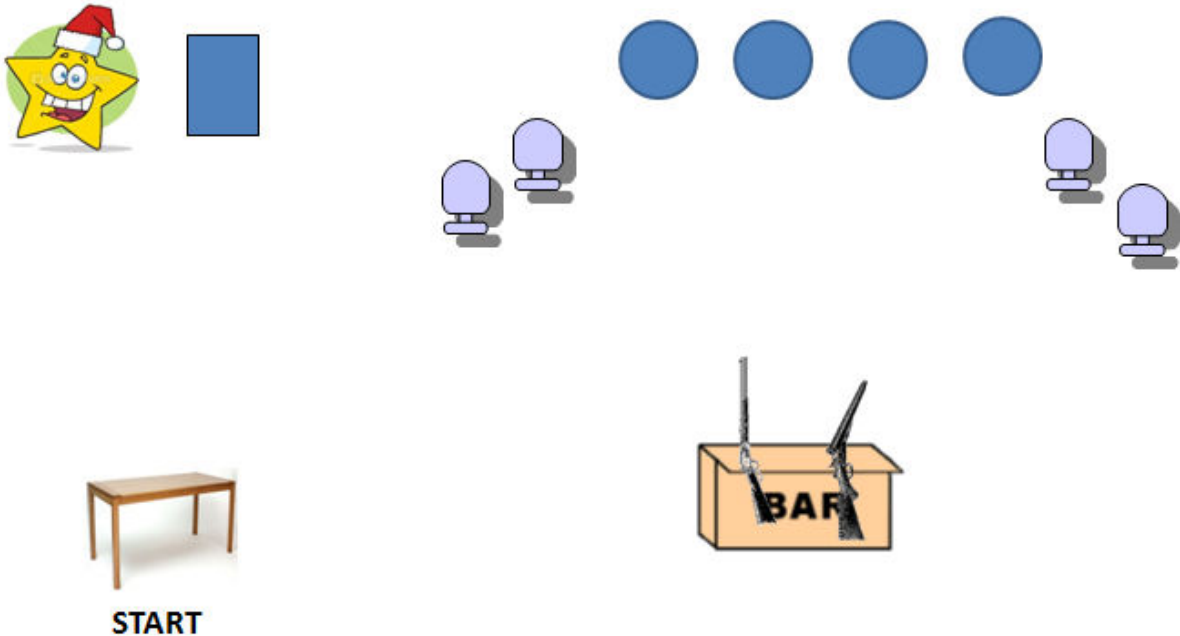
With rifle, five shots on center, followed by five shots sweep from either direction.

Repeat procedure with pistols.

## Stage 4 December 2013

Two revolvers, 10 cartridges; Rifle and 8 cartridges; Shotgun and 4+ shells

Doc wanders into the bar near midnight and notices the cowboys putting the star on the top of their Christmas tree. He decides to help them out by adding some of his own lead decorations.



**Starting Position:** Standing outside left door.

**Staging:** Pistols holstered. Rifle on bar. Shotgun on bar.

**Procedure:** Shooter will say, **“LET ME HELP YOU WITH THAT!”** OR indicate ready and wait for the beep.

ATB, move to the left table. With pistols, engage star until plates are knocked off. Place remaining rounds on rectangle.

Move to bar, and with rifle engage four rifle targets with a double tap sweep.

With shotgun, engage four shotgun targets in any order.