

July 2013
Monthly Match
Stages

Stage 1 July 2013

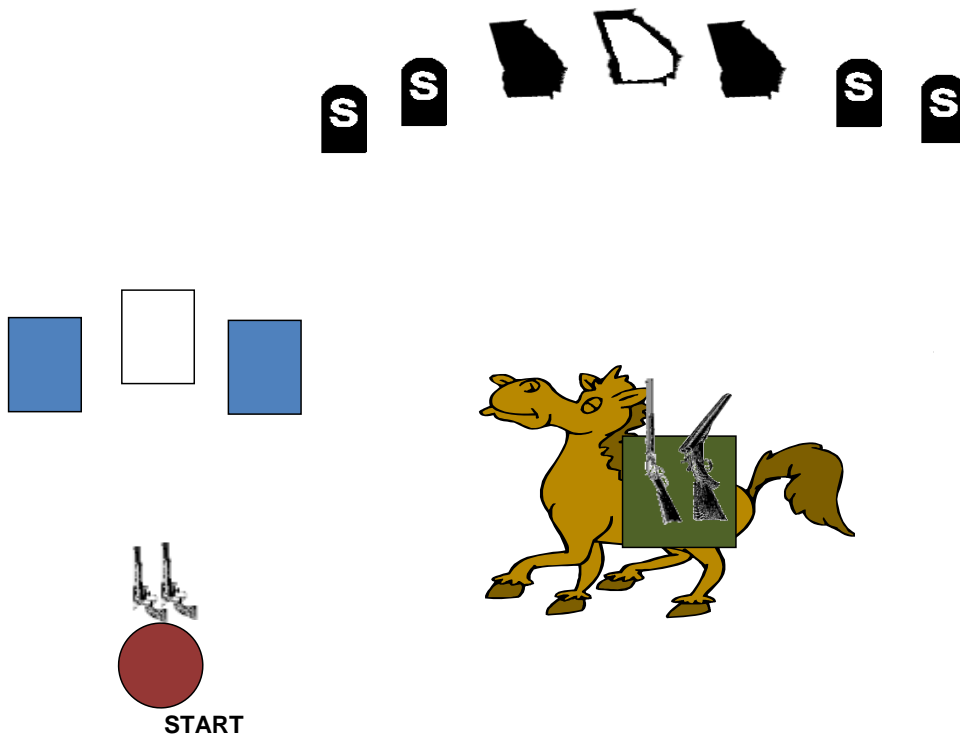
Two Revolvers and 10 Cartridges, Rifle and 10 Cartridges, Shotgun and 4 + Shells

Due to heavy rains in the area on the 4th of July, the DHI Cowboys were unable to participate in the National Celebration. However, the rain is gone and the delayed celebration can take place. On his way back to the ranch to get ready, a DHI Cowboy runs into members of the Georgia Gang. He's not about to miss the party, so he has to chase the gang off with fast and accurate fire.

Starting Position: Standing directly behind the starting stone.

Staging: Pistols loaded with five rounds each and holstered. Rifle, loaded with 10 rounds, and Shotgun, with at least four rounds on your person, both staged on the horse.

Procedure: Say "**NO PARTY FOR YOU**" **OR** indicate ready and wait for the beep. ATB, using pistols as needed and starting on the center **WHITE** target, engage the pistol targets in a double tap Nevada Sweep. Retrieve Rifle and starting on the center **WHITE** target, engage the rifle targets in a double tap Nevada Sweep. Retrieve Shotgun and engage the shotgun targets in any order.



Stage 2 July 2013

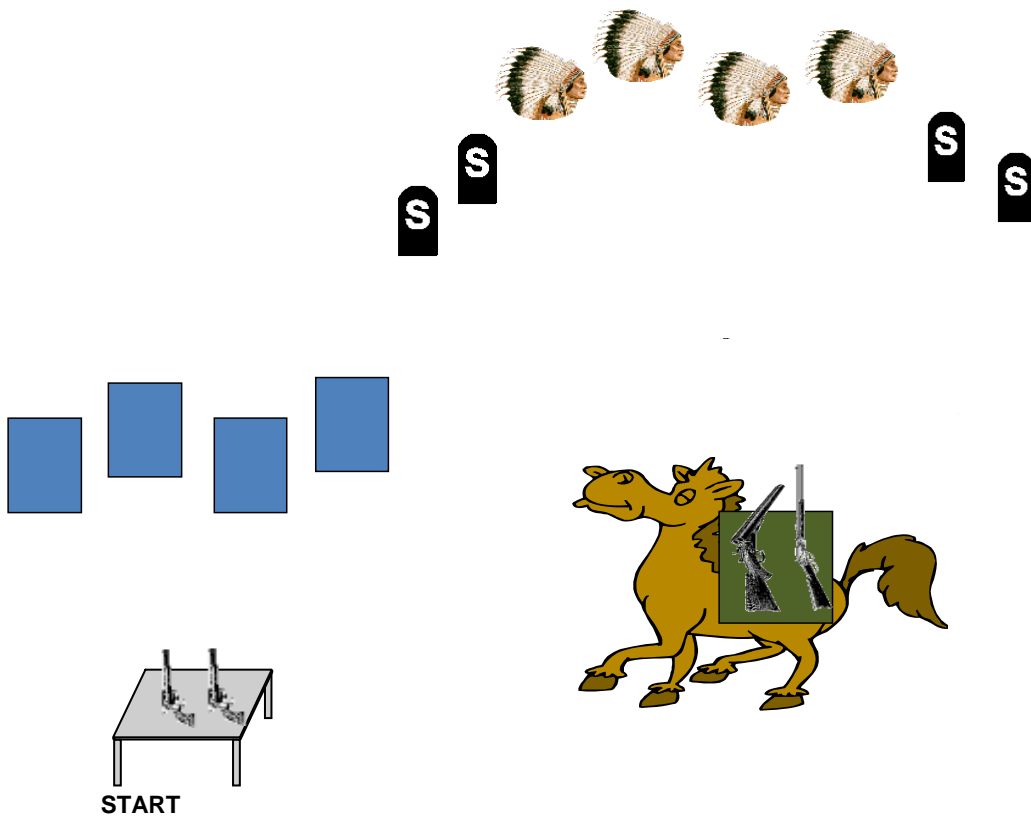
Two Revolvers and 10 Cartridges, Rifle and 8 Cartridges, Shotgun and 4 + Shells

A DHI Cowboy is gathering tables for the big celebration when he spots a group of hostile Injuns approaching fast. To save his horse and his scalp he's going to have to act fast with his pistols so he can get back to his rifle and shotgun on his horse.

Starting Position: Standing directly behind the table with hands on pistols.

Staging: Pistols loaded with five rounds each and holstered. Rifle, loaded with 8 rounds, and Shotgun, with at least four rounds on your person, both staged on the horse.

Procedure: Say "NO GUNS FOR YOU" OR indicate ready and wait for the beep. ATB, using pistols as needed, shoot each pistol target at least twice. Retrieve Rifle and shoot each rifle target twice. Retrieve Shotgun and engage shotgun targets in any order.



Stage 3 July 2013

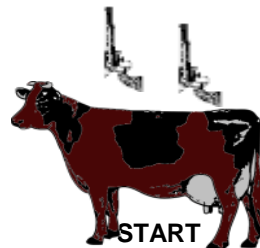


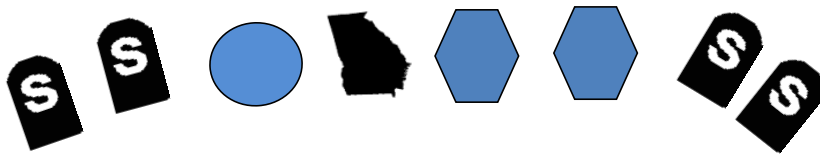
Two Revolvers and 10 Cartridges, Rifle and 10 Cartridges, Shotgun and 4 + Shells

Another DHI Cowboy is bringing in a cow to be the guest of honor at the barbeque dinner portion of the celebration. On the way, he stops to rest. While checking the cow he sees a mixed band of renegades coming on fast with the intent to get his horse and the cow. He can't let that happen so he springs into action.

Starting Position: Standing directly beside the cow.

Staging: Pistols loaded with five rounds each and holstered. Rifle, loaded with 10 rounds, and Shotgun, with at least four rounds on your person, both staged on the horse.

Procedure : Say "NO BARBEQUE FOR YOU" OR indicate ready and wait for the beep. ATB, using pistols as needed, engage the pistol targets in a Lawrence Welk Sweep. Retrieve Rifle and engage the rifle targets in a Lawrence Welk Sweep. Retrieve Shotgun and engage the shotgun targets in any order. **NOTE: A LAWRENCE WELK SWEEP IS ONE SHOT ON FIRST TARGET, TWO SHOTS ON SECOND TARGET, THREE SHOTS ON THIRD TARGET AND FOUR SHOTS ON FOURTH TARGET.**



Stage 4 July 2013

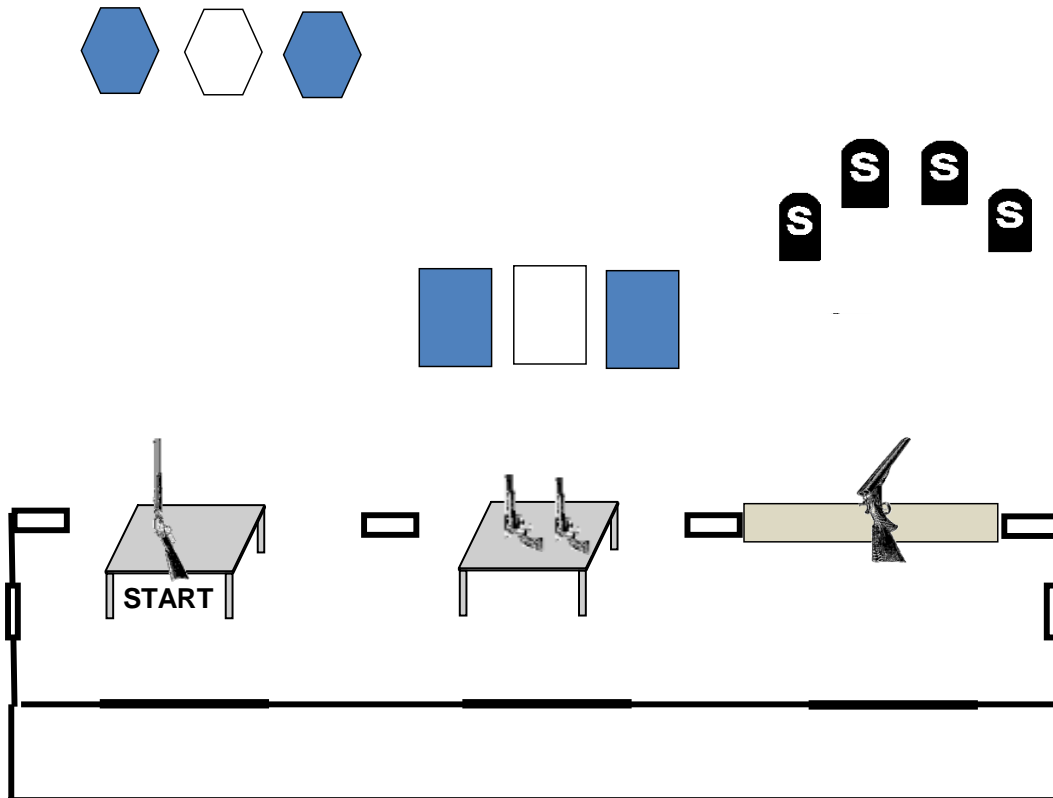
Two Revolvers and 10 Cartridges, Rifle and 10 Cartridges, Shotgun and 4 + Shells

A DHI Cowboy stops by the Prairie Saloon to get some adult beverages for the celebration at the ranch. As soon as he enters he sees the place is being robbed by the Coffin Gang. He has to act fast to save the saloons stock for the celebration.

Starting Position: Standing behind the left table with hands on hat.

Staging: Pistols loaded with five rounds each and holstered. Rifle, loaded with 10 rounds, staged on left table. Shotgun, with at least four rounds on your person, staged on the bar.

Procedure : Say "**NO BOOZE FOR YOU**" **OR** indicate ready and wait for the beep. ATB, retrieve Rifle and engage the rifle targets in a DHI Sweep. Move to the center table and, using pistols as needed, engage the pistol targets in a continuous DHI Sweep. Retrieve Shotgun and engage the shotgun targets in any order. **NOTE: A DHI Sweep is shot the same as a Nevada Sweep but the center (WHITE) target is shot with double taps.**



Stage 5 July 2013

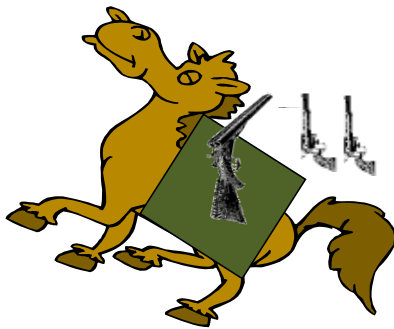

Two Revolvers and 10 Cartridges, Rifle and 10 Cartridges, Shotgun and 2+ Shells

A DHI Cowboy is riding out to the range camp to notify the crew there about the planned celebration at the ranch. When he stops for a short rest he see outlaws heading his way. He needs to shoot fast and accurate to stop their attack.

Starting Position: Standing directly behind the starting stone with rifle held in both hands.

Staging: Pistols loaded with five rounds each and holstered. Rifle, loaded with 10 rounds, held in both hands. Shotgun, with at least two rounds on your person, staged on the horse.

Procedure: Say "NO PARTY FOR YOU" OR indicate ready and wait for the beep. ATB engage the rifle/pistol targets in a 1-2-4-2-1 sweep. Restage rifle on horse and, using pistols as needed, engage the pistol/rifle targets in a 1-2-4-2-1 sweep. Retrieve Shotgun and engage the shotgun targets in any order.



START

Stage 6 July 2013

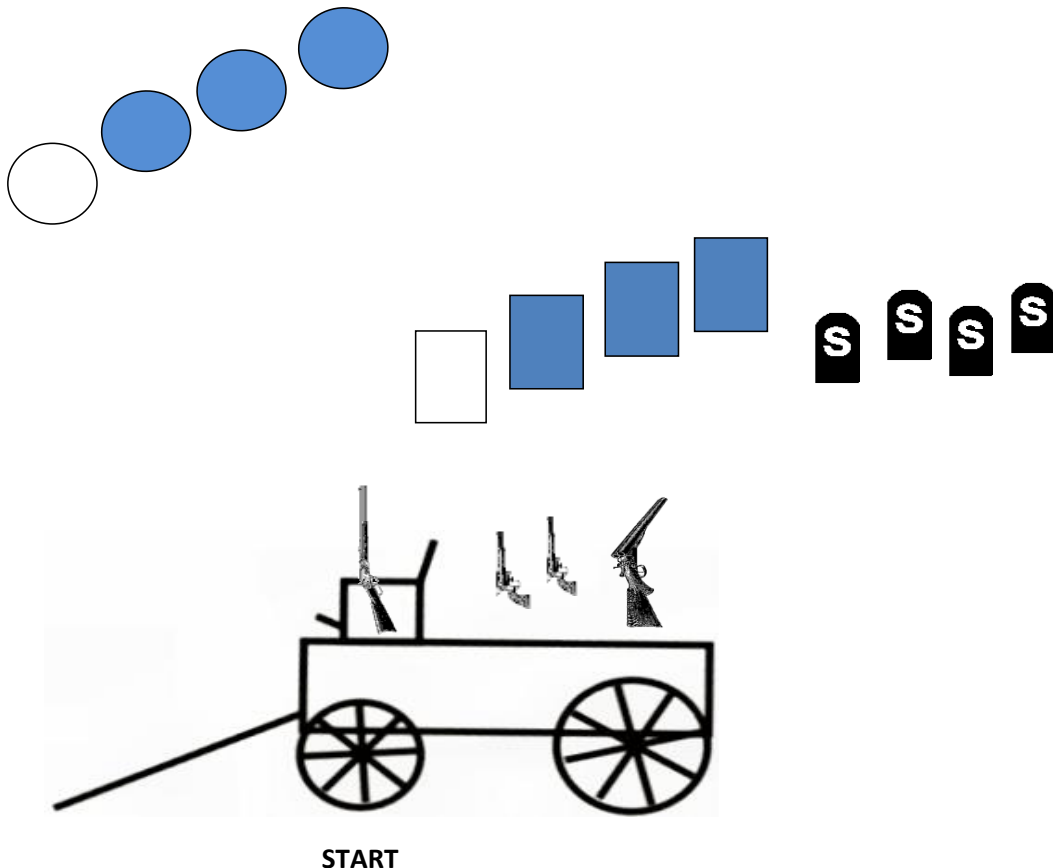
Two Revolvers, 10 Cartridges, Rifle and 10 Cartridges, Shotgun and 4 + Shells

Another DHI Cowboy is heading back to the ranch with a wagon load of fireworks for the big celebration. A few miles down the road he spots the infamous Circle Gang riding hard at him with guns at the ready. He knows he's in trouble because he has to stop the gang before they get a lucky hit on the load of fireworks.

Starting Position: Standing beside the wagon seat with rifle in both hands.

Staging: Pistols loaded with five rounds each and holstered. Rifle, loaded with 10 rounds, held in both hands. Shotgun, with at least 4 rounds on your person, staged on the cargo box.

Procedure: Say "**DANGER**" OR indicate ready and wait for the beep. ATB, starting on the **WHITE** target, engage the rifle targets in a 2-1-1-1 sweep and repeat instructions with remaining five rounds. Put rifle on the wagon seat, move beside the cargo box and with first pistol, starting on the **WHITE** target, engage the pistol targets in a 2-1-1-1 sweep. Repeat instructions with second pistol. Retrieve Shotgun and engage the shotgun targets in any order.



Sidematch July 2013

Two Revolvers and 10 Cartridges, Rifle and 10 Cartridges, Shotgun and 4 + Shells

Starting Position: Standing behind the left table with rifle in both hands.

Staging: Pistols loaded with five rounds each and holstered. Rifle, loaded with 10 rounds, held in both hands. Shotgun, with at least four rounds on your person, staged on the bar.

Procedure : Say "LET'S SHOOT" OR indicate ready and wait for the beep. ATB, shoot each rifle target at least three times. Move to the center table and, using pistols as needed, shoot each pistol target at least three times. Retrieve Shotgun and engage the shotgun targets in any order.

