

*March 2013*  
*Monthly Match*  
*Stages*

## Stage 1 March 2013



**Two Revolvers and 10 Cartridges, Rifle and 10 Cartridges, Shotgun and 4 + Shells**

A DHI Cowboy is returning to his family cabin after another hard day of work. As he gets close to his cabin he sees Indians apparently getting ready to raid his cabin. He has to grab guns and act fast to save his family from the Indian attack.

**Starting Position:** Standing directly behind the horse.

**Staging:** Two pistols loaded with five rounds each and holstered. Rifle, loaded with 10 rounds, and Shotgun, with at least four rounds on your person, both staged on the horse.

**Procedure:** Say "YOU BETTER GET" OR indicate ready and wait for the beep. ATB, shooter can start with pistols or rifle. Pistols targets are engaged in a **continuous** DHI Sweep, and pistols returned to holsters. Rifle targets are engaged in a DHI Sweep, and rifle made safe on the horse. Shotgun targets are shot in any order. **NOTE: A DHI Sweep is shot the same as a Nevada Sweep, but the center (White) target is shot with double taps.**



## Stage 2 March 2013

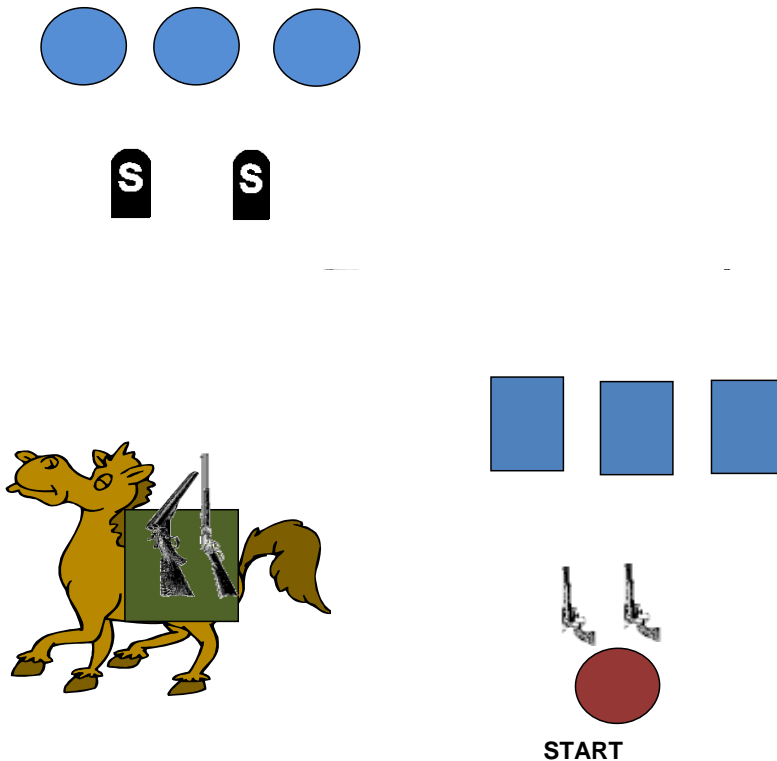
### Two Revolvers and 10 Cartridges, Rifle and 9 Cartridges, Shotgun and 2 + Shells

A DHI Cowboy is checking boundary stones when he sees members of the Circle Gang sneaking up to steal his horse. To stop them he shoots his pistols dry and then has to get to his horse to continue his efforts to chase the gang away.

**Starting Position:** Standing directly behind the stone.

**Staging:** Two pistols loaded with five rounds each and holstered. Rifle, loaded with 9 rounds, and Shotgun, with at least two rounds on your person, both staged on the horse.

**Procedure:** Say "THAT'S MY HORSE" OR indicate ready and wait for the beep. ATB, using pistols as needed, shoot each pistol target at least three times. Holster. Retrieve rifle and shoot each rifle target three times. Retrieve Shotgun and engage the shotgun targets in any order.



## Stage 3 March 2013

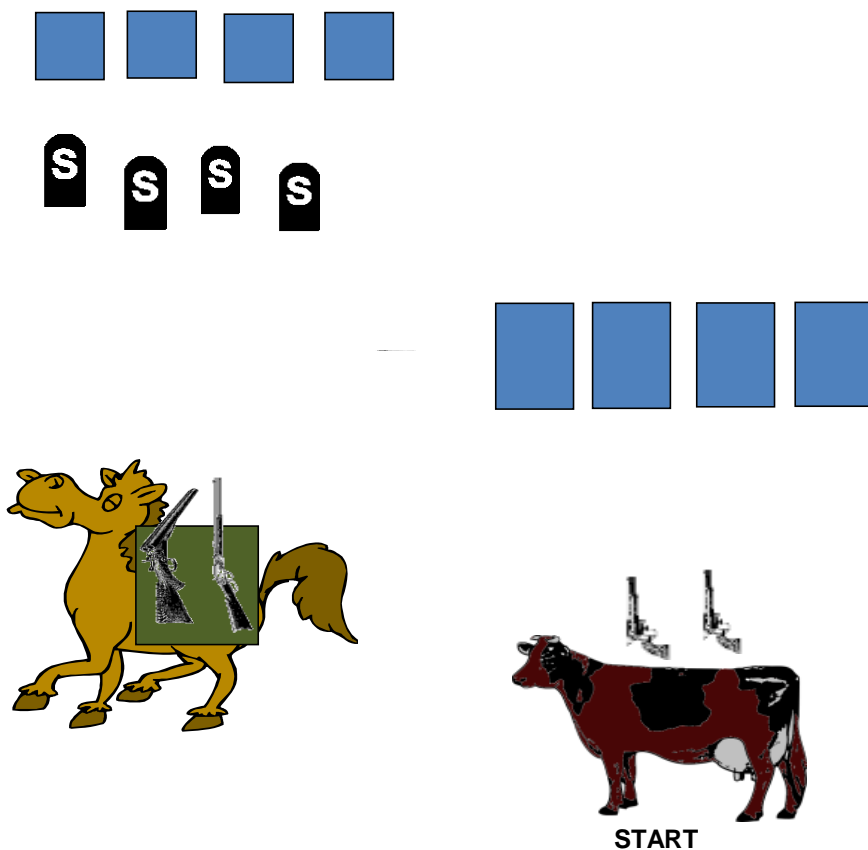
### Two Revolvers and 10 Cartridges, Rifle and 10 Cartridges, Shotgun and 4 + Shells

A DHI Cowboy is bringing a new dairy cow back to the DHI Ranch so the cowboys can have fresh milk. On the way, he stops to check the cows halter. He gets beside the cow and sees a group of known cattle thieves quickly approaching. To fend off their attack he has to use his pistols and then get back to his other guns on his horse.

**Starting Position:** Standing beside the cow with hands on pistol.

**Staging:** Two pistols loaded with five rounds each and holstered. Rifle, loaded with 10 rounds, and Shotgun, with at least four rounds on your person, both staged on the horse.

**Procedure :** Say "NO MILK FOR YOU" OR indicate ready and wait for the beep. ATB, using pistols as needed, engage the pistol targets in a Reverse Lawrence Welk Sweep. Holster. Retrieve rifle and engage the rifle targets in a Reverse Lawrence Welk Sweep. Make rifle safe on horse. Retrieve shotgun and engage the shotgun targets in any order. **NOTE: A Reverse Lawrence Welk Sweep is four shots on first target, 3 shots on second target, 2 shots on third target, and 1 shot on first target.**



## Stage 4 March 2013

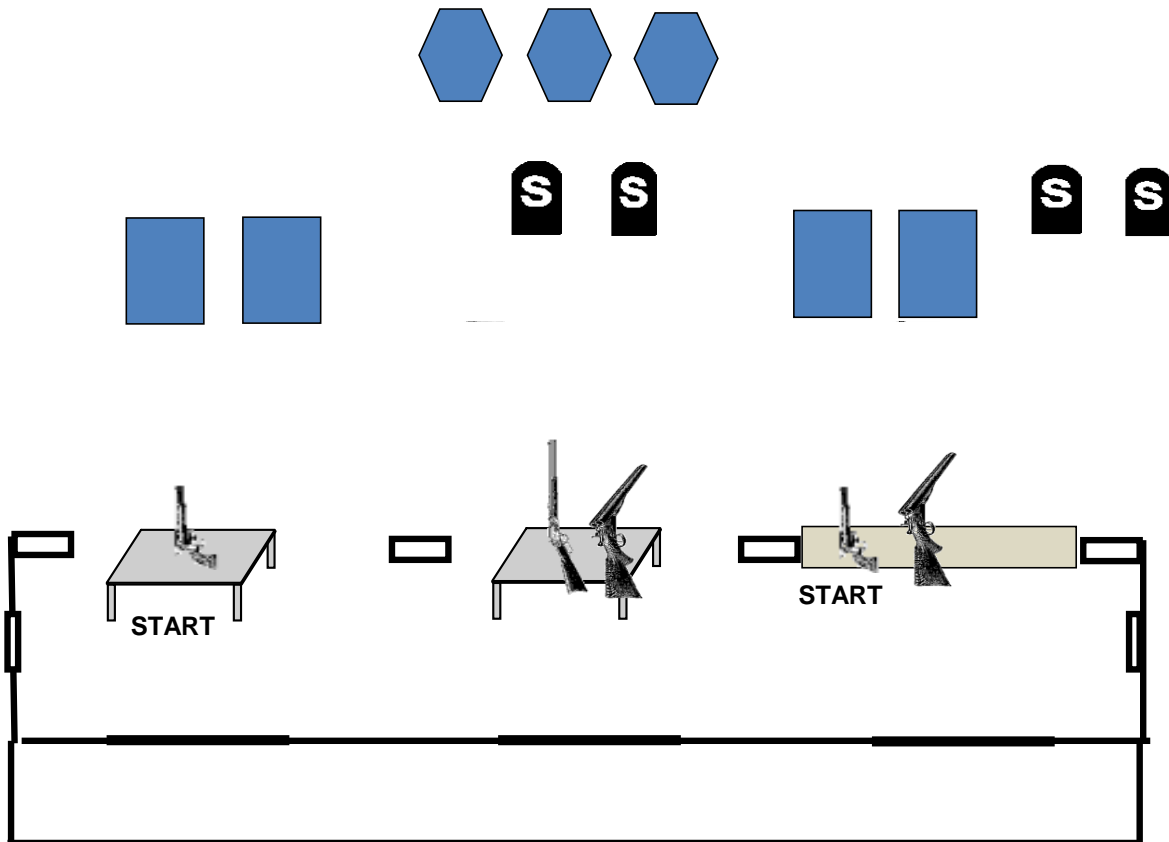
### Two Revolvers and 10 Cartridges, Rifle and 10 Cartridges, Shotgun and 4 + Shells

The proprietor of the Prairie Store and Saloon is getting ready to open when he espies members of the Coffin Gang approaching to rob him. His guns are all spread out and he has to get started with one to get them running away.

**Starting Position:** Standing behind the left table or the bar.

**Staging:** Two pistols loaded with five rounds each, one staged on left table and one staged on bar. Rifle, loaded with 10 rounds, staged on the center table. Shotgun, with at least four rounds on your person, staged on the center table or the bar.

**Procedure :** Say **"I'M CLOSED" OR** indicate ready and wait for the beep. ATB, if starting at left table shoot each pistol target at least twice. Move behind center table, retrieve rifle and shoot each rifle target at least twice. Retrieve shotgun from table and shoot the center shotgun targets in any order. move with the shotgun behind the bar and shoot the right shotgun targets in any order. Make shotgun safe and shoot each pistol target at least twice. If starting behind the bar reverse the instructions.



## Stage 5 March 2013

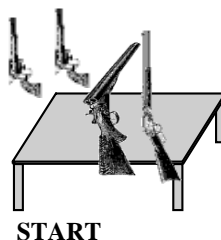
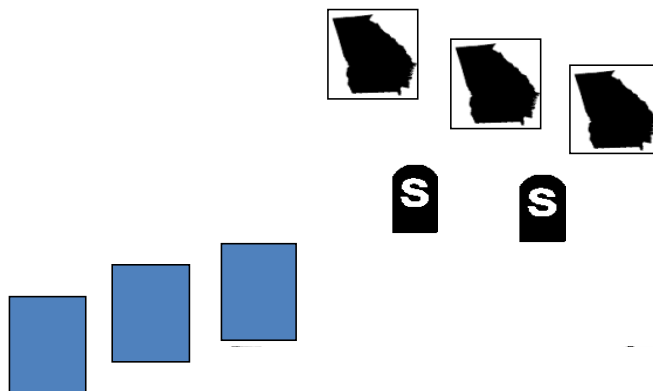
### Two Revolvers and 10 Cartridges, Rifle and 10 Cartridges, Shotgun and 2+ Shells

A DHI Cowboy has gotten back to the range camp first, so he's setting up the card table for the nightly card game. While he's doing that he sees the Georgia Gang fast approaching to raid the camp. The intrepid cowboy must act quickly to chase them away.

**Starting Position:** Standing behind the table.

**Staging:** Two pistols loaded with five rounds each and holstered. Rifle, loaded with 10 rounds, and Shotgun, with at least two rounds on your person, both staged on the table.

**Procedure:** Say "**YOU AIN'T INVITED**" **OR** indicate ready and wait for the beep. ATB, pistols and rifle may be used in any order. Pistol/Rifle Targets are to both be engaged in a **FRONT TO BACK** double tap Nevada Sweep. After pistols and rifle have been shot, engage the two shotgun targets in any order.



## Stage 6 March 2013


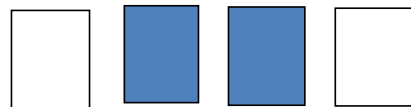
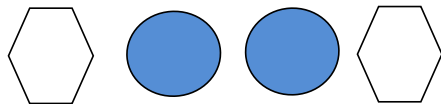
### Two Revolvers, 10 Cartridges, Rifle and 10 Cartridges, Shotgun and 6 + Shells

Another DHI Cowboy is hauling supplies back to the ranch. As he passes a rough patch of road one of the boxes of supplies falls off the wagon. When he stops to retrieve the box, he notices a mixed gang of outlaws riding hard to steal the wagon and its supplies. He has to be fast and accurate to save those supplies for the ranch.

**Starting Position:** Standing directly behind the fallen box of supplies.

**Staging:** Two pistols loaded with five rounds each and holstered. Rifle, loaded with 10 rounds, and Shotgun, with at least six rounds on your person, both staged in the wagon bed.

Procedure: Say "**YOU'LL BE SORRY**" **OR** indicate ready and wait for the beep. ATB, using pistols as necessary, engage the pistol targets in a **continuous** Cat Herders Sweep. Holster. Retrieve rifle and engage the rifle targets in a Cat Herders Sweep. Retrieve shotgun and engage shotgun targets in any order. **NOTE: A Cat Herders Sweep is shot the same as a Nevada Sweep but the end (WHITE) targets are shot with double taps.**



START

## Sidematch Stage March 2013

Two Revolvers and 10 Cartridges, Rifle and 9 Cartridges, Shotgun and 2 + Shells

**Starting Position:** Standing behind the left table.

**Staging:** Two pistols loaded with five rounds each and holstered. Rifle, loaded with 9 rounds, and Shotgun, with at least four rounds on your person, staged on the center table.

**Procedure :** Say "**LET'S SHOOT**" **OR** indicate ready and wait for the beep. ATB, using pistols as needed, engage the pistol targets with **continuous** alternating double taps. Holster. Move behind the center table, retrieve rifle and shoot each rifle target three times. Retrieve shotgun and engage the two shotgun targets in any order.

