

April 2014
Monthly Match
Stages

Stage 1 April 2014

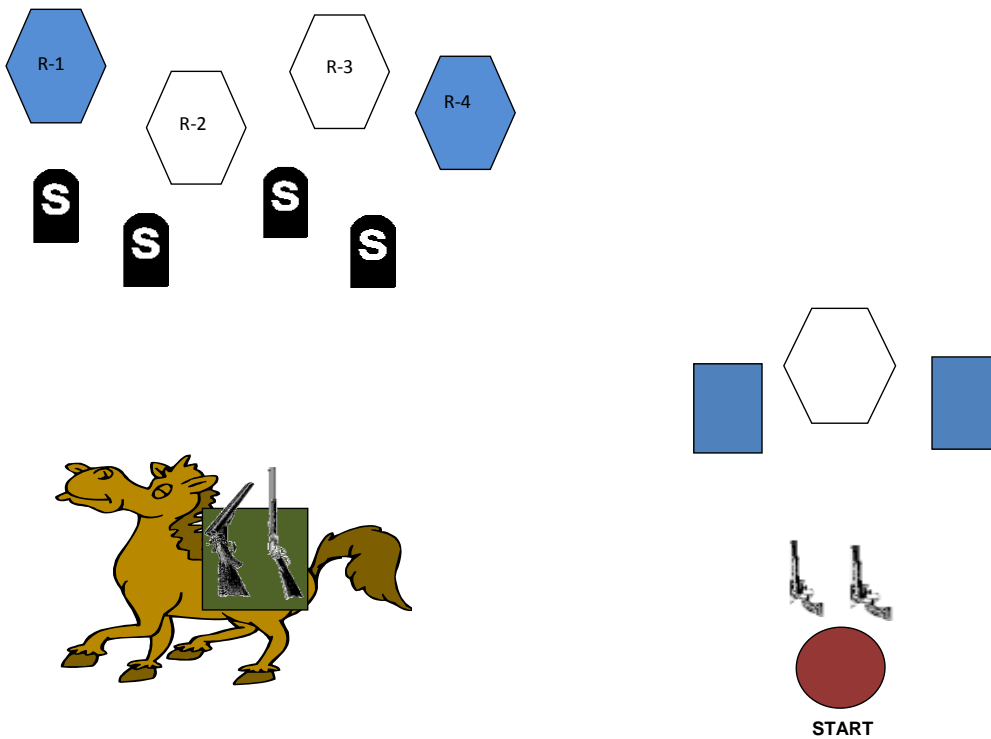
Two Revolvers and 10 Cartridges, Rifle and 10 Cartridges, Shotgun and 4+ Shells

Bushshot Bill is riding back to the ranch after winning big in a poker game in town. Outside of town he spots the Coffin Gang riding hard at him to steal his winnings. He dismounts and takes a stand to stop their attempt.

Starting Position: Standing directly behind the starting stone.

Staging: Two pistols loaded with five rounds each and holstered. Rifle, loaded with 10 rounds, and Shotgun, with at least four rounds on your person, both staged on the horse.

Procedure: Say "NO MONEY TODAY" OR and wait for the beep. ATB, using pistols as needed, engage the pistol targets with at least three shots on each starting on the center (White) target. Retrieve rifle and engage the rifle targets in a Nevada Sweep from either direction starting on R-3. Return rifle to table. Retrieve shotgun and engage the shotgun targets in any order. **NOTE: If shot correctly the rifle sweep will end on R-2.**



Stage 2 April 2014


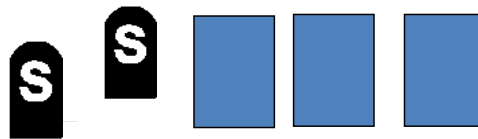
Two Revolvers and 10 Cartridges, Rifle and 10 Cartridges, Shotgun and 2 + Shells

Georgia Slayer is driving the wagon to town when he sees a band of Indians riding hard towards him with evil intent. He takes cover behind the wagon and shoots fast and accurate to save his hide.

Starting Position: Standing beside the wagon seat.

Staging: Two pistols loaded with five rounds each and holstered. Rifle, loaded with 10 rounds, staged on the wagon seat. Shotgun, with at least two rounds on your person, staged on the cargo box inside the wagon.

Procedure: Say "YOUR NOT GETTING MY HAIR" OR indicate ready and wait for the beep. ATB, retrieve rifle and engage rifle targets with two sweeps from either direction. Return rifle to seat. Move to the cargo box and, using pistols as needed, engage the pistol targets in a continuous double tap Nevada Sweep from either direction. Holster. Retrieve shotgun and engage shotgun targets in any order.



Stage 3 April 2014

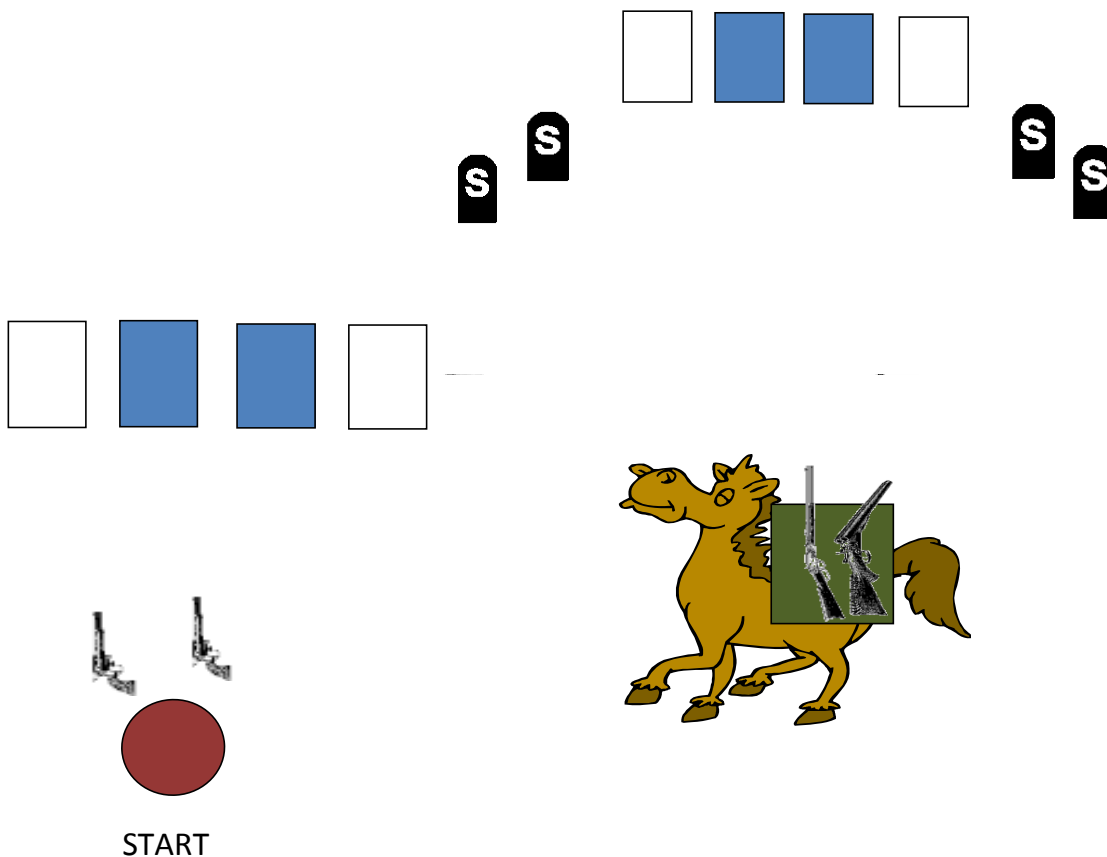
Two Revolvers and 10 Cartridges, Rifle and 10 Cartridges, Shotgun and 4 + Shells

A DHI Cowboy riding the range decides to take a break and dismounts to stretch his legs. He's checking a boundary stone when he spots a group of rustlers riding hard towards him. He's got to use his pistols to his advantage in order to get back to his horse and long guns.

Starting Position: Standing directly behind the boundry stone.

Staging: Two pistols loaded with five rounds each and holstered. Rifle, loaded with 10 rounds, and Shotgun, with at least four rounds on your person, both staged on the horse.

Procedure : Say "**YOU ARE NOT WELCOME HERE**" OR indicate ready and wait for the beep. ATB, using pistols as needed, engage the pistol targets in a Cat Herders Sweep. Holster. Retrieve rifle and engage the rifle targets in a Cat Herders Sweep. Retrieve shotgun and engage the shotgun targets in any order. **NOTE: A Cat Herders Sweep is shot the same as a Nevada Sweep but the end (WHITE) targets are shot with double Taps.**



Stage 4 April 2014

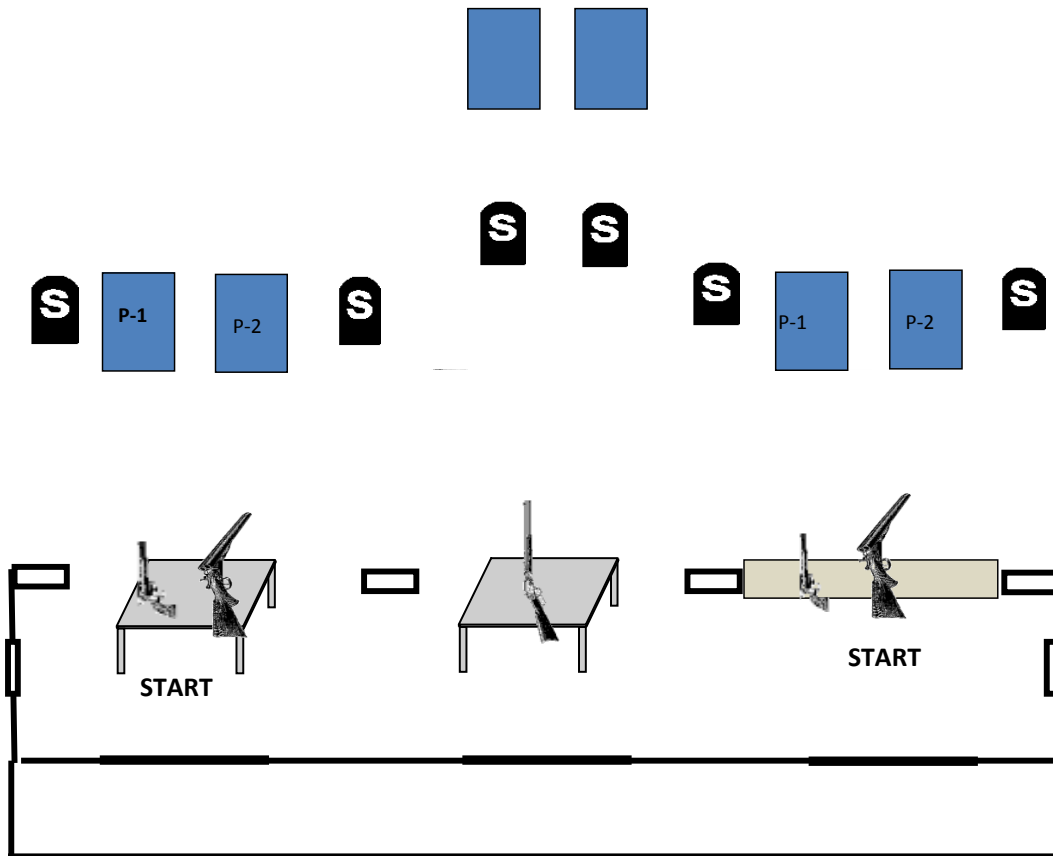
Two Revolvers and 10 Cartridges, Rifle and 9 Cartridges, Shotgun and 6 + Shells

Easy Rider enters the Prairie Saloon and sees outlaws shooting up the place and guns are everywhere. He doesn't know for sure where to start, but he grabs guns and stops the ruckus.

Starting Position: Standing behind the left table or the bar.

Staging: Pistols loaded with five rounds each one staged on left table and one staged on bar. Rifle loaded with 9 rounds staged on center table. Shotgun, with at least 6 rounds on your person, staged on the left table or the bar.

Procedure : Say **"YOU'VE GOT TO BE STOPPED"** OR indicate ready and wait for the beep. ATB, grab a pistol and shoot P-1 twice, P-2 once and P-1 twice. Return pistol where you got it, grab the shotgun and shoot the two shotgun targets. With the shotgun move behind the center table and shoot the two shotgun targets there. Put shotgun on table, retrieve rifle and shoot the rifle targets by alternating 2-1-2-1-2-1 starting on either target. Return rifle to table, grab the shotgun, move to where the last pistol is and shoot the last two shotgun targets. Make the shotgun safe, grab the pistol and shoot P-1 twice, P-2 once and P-1 twice.



Stage 5 March 2014

Two Revolvers and 10 Cartridges, Rifle and 9 Cartridges, Shotgun and 6 + Shells

Easy Rider was concerned that shooters might not do as well as they expected when shooting Stage 4. Consequently, in an effort to allow another shot at Stage 4 to, hopefully, shoot it better, Stage Five this month is a Deja Vue Stage. Every shooter will have an opportunity to improve their initial performance on Stage 4. The times and penalties that might be received on this second attempt at Stage 4 will be recorded on the score sheet for Stage 5. Both Easy Rider and Big John Denny wish you a better score on this second go round on Stage 4.

Stage 6 April 2014


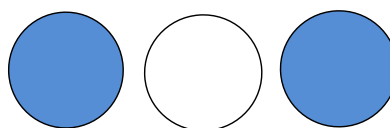
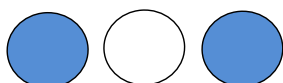
Two Revolvers, 10 Cartridges, Rifle and 10 Cartridges, Shotgun and 6 + Shells

Another DHI Cowboy has set up a table for the noon meal for the hard working DHI Cowboys. While he is waiting for the cook to arrive with the food, he spots the infamous circle gang fast approaching. Its a good thing the DHI hand brought all his guns with him, because he will need them to fend off this attack.

Starting Position: Standing directly behind the starting stone.

Staging: Two pistols loaded with five rounds each and holstered. Rifle, loaded with 10 rounds, and Shotgun, with at least two rounds on your person, both staged on the table.

Procedure: Say "**YOU'LL BE SORRY**" **OR** indicate ready and wait for the beep. ATB, using pistols as necessary, engage the pistol targets in a **continuous** DHI Sweep. Holster. Retrieve rifle and engage the rifle targets in a DHI Sweep. Retrieve shotgun and engage shotgun targets in any order. **NOTE: A DHI Sweep is shot the same as a Nevada Sweep but the Center (WHITE) targets are shot with double taps.**



START

Sidematch Stage April 2014

Two Revolvers and 10 Cartridges, Rifle and 10 Cartridges, Shotgun and 4 + Shells

Starting Position: Standing behind the left table.

Staging: Pistols loaded with five rounds each and holstered. Rifle, loaded with 10 rounds, and Shotgun, with at least 4 rounds on your person, both staged on the center table.

Procedure : Say "LET'S SHOOT" OR indicate ready and wait for the beep. ATB, shoot each pistol target five times. Retrieve rifle and shoot each rifle target five times. Retrieve Shotgun and shoot the four center shotgun targets in any order.

