
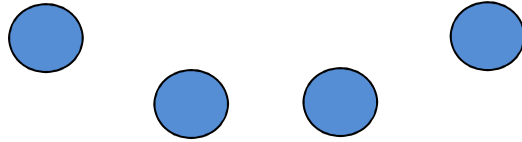


DHI FEBRUARY '15 STAGES

STAGE 1 HIKES POINT HANK

Hikes Point Hank is in a quandary. Valentine's Day is fast approaching and he doesn't have a Valentine for his sweetheart. He goes to the range, to clear his head and gets an idea. What woman wouldn't want her own heart target? Perfect!



START

Ammo: Pistols 10, Rifle 10, Shotgun 4+

Staging: Rifle loaded with 10 rounds, staged on the horse; pistols loaded with 5 rounds each and holstered; shotgun open and empty staged on the horse.

Start: Standing behind the horse.

Procedure: Say “She's gonna love this” and wait for the beep.

At the beep, with pistols as needed, engage P1 for 10 rounds.

With rifle, engage R1 through R4 in a Reverse Lawrence Welk sweep from either direction.

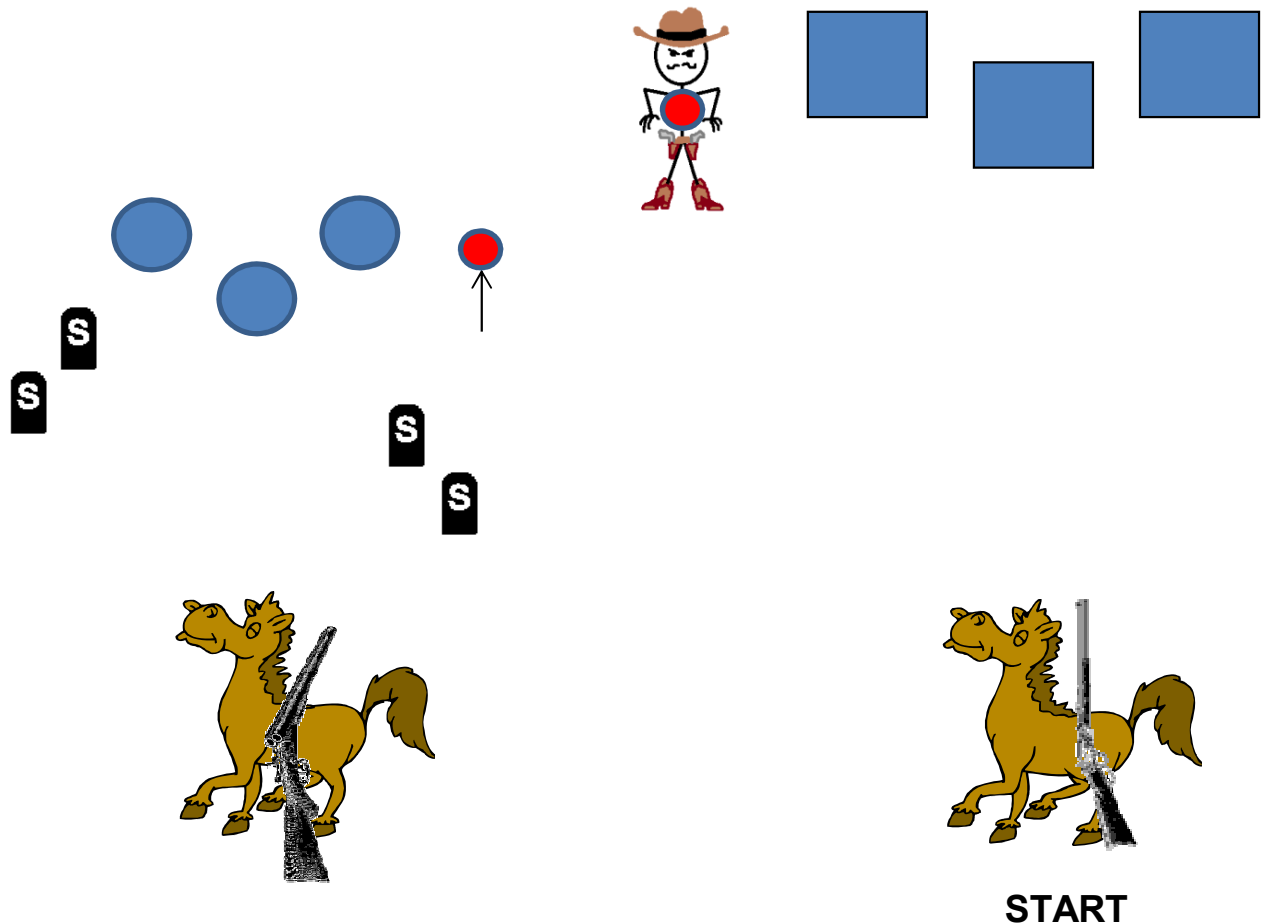
With Shotgun, engage shotgun targets in any order.

Note: A Reverse Lawrence Welk Sweep is shot R1, R1, R1, R1, R2, R2, R2, R3, R3, R4

DHI FEBRUARY '15 STAGES

STAGE 2 WITCH DOCTOR

Witch Doctor just knows Pig Iron Lane will forget Valentine's Day... as usual! She wonders what she can do to make sure that this year... he remembers. She knows he likes him some shootin', so she sets him up a stage she knows will go right to his heart.



Ammo: Pistols 10, Rifle 10 Shotgun 4+

Staging: Rifle loaded with 10 rounds, staged on right horse; pistols loaded with 5 rounds each and holstered; shotgun open and empty staged on the left horse.

Start: Standing behind right horse, hands over your heart.

Procedure: Say “**There's no way he'll forget now**” and wait for the beep. ATB with rifle, engage the R1 through R3 with three sweeps (either direction) and then the Sweetheart target. Place rifle back on the right horse.

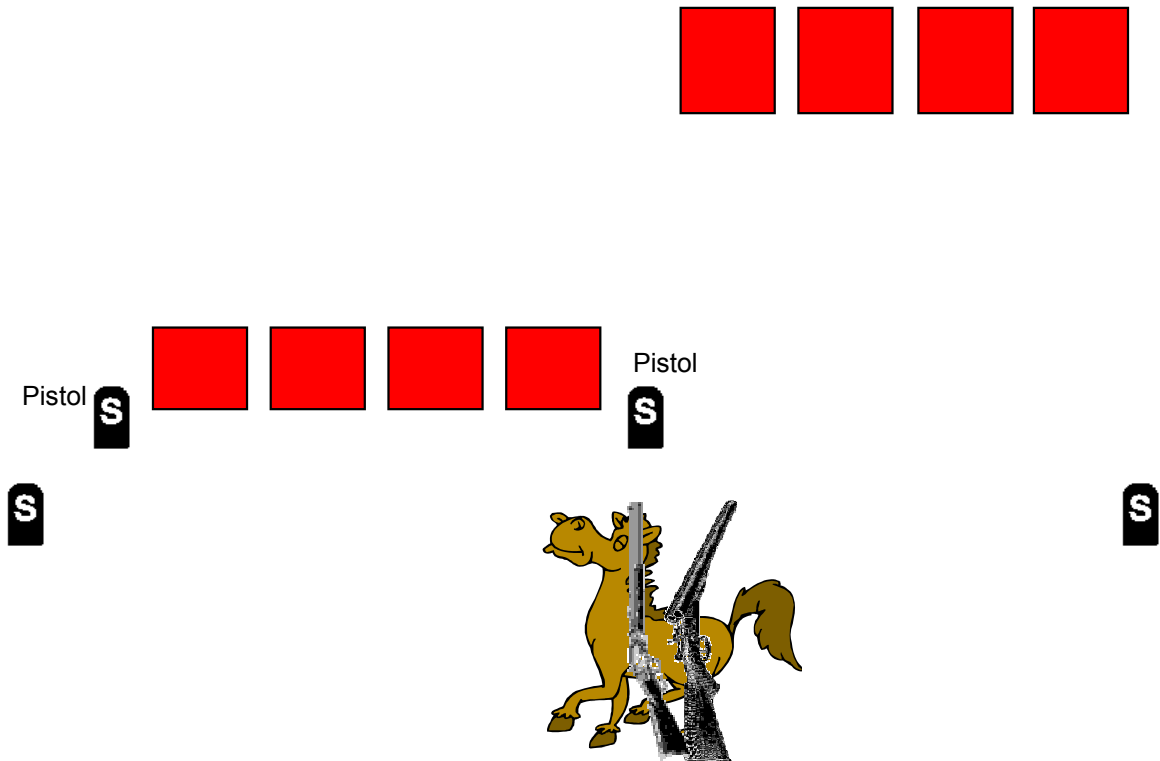
Move to left horse and with pistols, as necessary, engage P1 through P3 with three sweeps, from either direction each time, and then the Sweetheart target.

Engage shotgun targets in any order.

DHI FEBRUARY '15 STAGES

STAGE 3 KATELYNN ROSE

Katelynn Rose has always loved Valentine's Day. Every year she receives many Valentines from all the fellas who are sweet on her. She's so excited she pulls her shiny Gunfighter pistols and decides to do a little "celebrating".



START

Ammo: Pistols 10, Rifle 8, Shotgun 2+

Staging: Rifle loaded with 8 rounds, staged on the horse; pistols loaded with 5 rounds each and holstered; shotgun open and empty staged on the horse.

Start: Standing within kicking distance of the horse, hands on pistols.

Procedure: Say "All these Valentines for me?" and wait for the beep. At the

At the beep, with pistols, as needed, engage P1 through P4 with two rounds each and each pistol knockdown target.

With rifle, engage R1 through R4 with two rounds each.

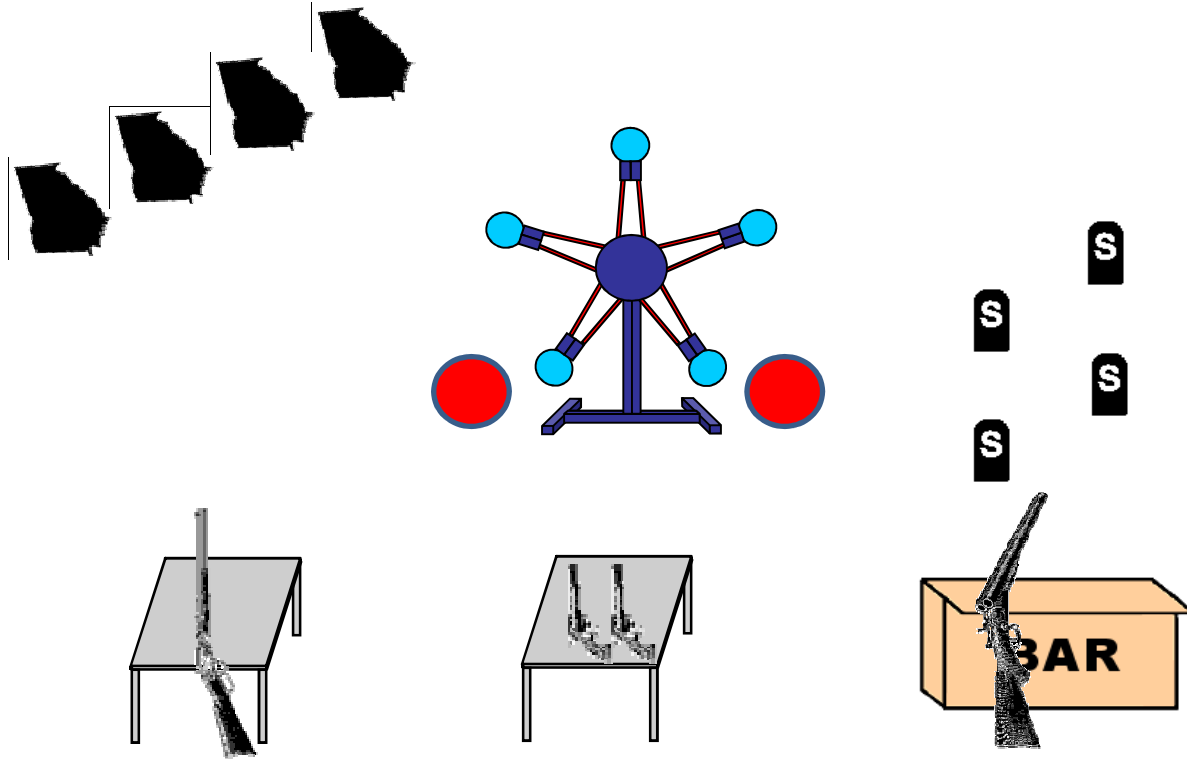
Engage shotgun targets in any order and any pistol knockdowns left standing.

Note: Misses on the pistol knockdowns will only count as misses if they are left standing at the completion of the stage.

DHI FEBRUARY '15 STAGES

STAGE 4 HEART OF THE GUNNS

Jimmy Gunn and Gunnby are always trying to outdo each other when it comes to Valentines. He tries to get her a bigger one, she tries to be more thoughtful. This year they decided a simple card would do and to just let the Texas Star decide the competition.



START

Ammo: Pistols 10, Rifle 10 Shotgun 4+

Staging: Rifle loaded with 10 rounds, staged on the left table; pistols loaded with 5 rounds each and staged on the right table; shotgun open and empty staged on the bar.

Start: Standing in the doorway, **hands on the door frame.**

Procedure: Say “My Gunns are faster than your’s.” and wait for the beep.

At the beep, with rifle, engage R1 through R4 with a Nevada Sweep, from either direction.

With pistols as needed, engage the Texas Star until all plates are off; extra pistol rounds will be fired at one or both of the dump targets. *You may holster or return pistol to the table.*



Engage shotgun targets in any order.

Note: Misses on the Texas Star will not be scored as misses however, plates left on the Star at the end of the stage will be scored as misses; misses on the dump targets will be scored as misses.

DHI FEBRUARY '15 STAGES

STAGE 5 CAPT BILL'S HEARTBREAK

Capt Bill Burt has gone and done it. He's forgotten Valentine's Day and Shootin' Sharyn is plenty steamed. He has to come up with something pretty special to make up for his mess-up. Then it hits him, he'll take her to the range and treat her to some of his fancy shootin...yeah, that'll do it!



START

Ammo: Pistols 10, Rifle 10 Shotgun 4+

Staging: Rifle loaded with 10 rounds, held at in both hands; pistols loaded with 5 rounds each and holstered. Shotgun open and empty staged on the horse.

Start: Standing with one foot touching the Start stone, rifle held in both hands.

Procedure: Say "Watch this, Honey!" and wait for the beep.

At the beep, with rifle, engage R1 and R2 with double taps alternating.


With pistols as needed, engage P1 and P2 with double taps alternating.

With shotgun, engage shotgun targets in any order.

DHI FEBRUARY '15 STAGES

STAGE 6 POTSHOT'S SHOPPIN TRIP

Potshot Parker is lookin for the perfect gift for Dancin Duelist for Valentine's Day. He knows how much she loves hats and decides to take her shoppin, so she can pick out just the right one.



Ammo: Pistols 10, Rifle 10 Shotgun 4+

Staging: Rifle loaded with 10 rounds, held in both hands; pistols loaded with 5 rounds each and holstered. Shotgun open and empty staged on the table.

Start: Standing in doorway, rifle held in both hands.

Procedure: Say “**Happy Valentine's Day darlin**” and wait for the beep.

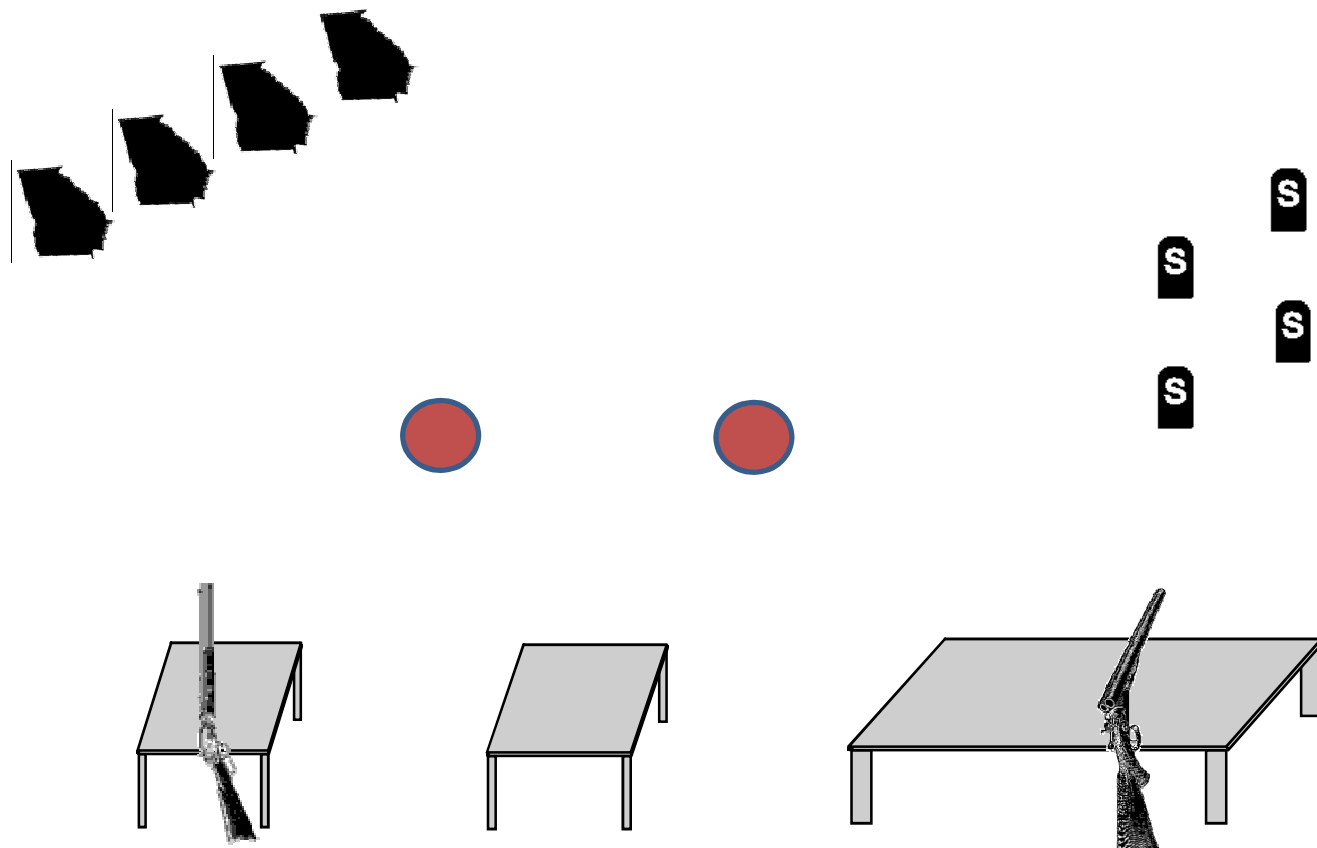
At the beep, with rifle engage R1 through R4 with a Pendulum Sweep. Move to table, with pistols as needed, engage P1 through P5 with a continuous Pendulum Sweep.

Engage shotgun targets in any order.

Note: A Pendulum Sweep is shot 1-2-3-4-5-5-4-3-2-1.

DHI FEBRUARY '15 STAGES

WARM UP STAGE



START

Ammo: Pistols 10, Rifle 8 Shotgun 4+

Staging: Rifle loaded with 8 rounds, staged on the left table; pistols loaded with 5 rounds each and holstered; shotgun open and empty staged on the bar.

Start: Standing behind left table.

Procedure: Say "Let's Just Shoot"

At the beep, with rifle, engage R1 through R4 with a Double Tap Sweep, from either direction. With pistols, as needed, engage P1 and P2 with Double Taps alternating for 10 rounds. Retrieve shotgun and from bar, engage shotgun targets in any order.