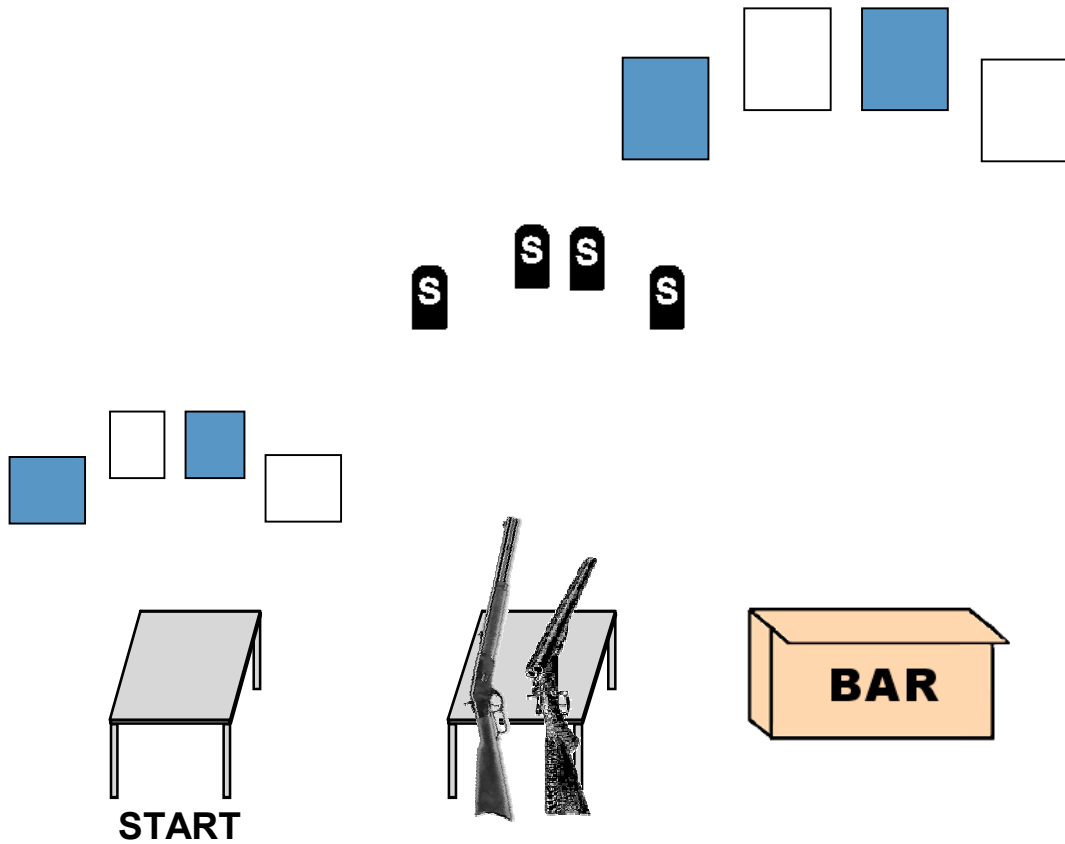


DHI SEP '16 STAGES

WARM UP STAGE



Ammo: Pistols 10, Rifle 10 Shotgun 4+

Staging: Rifle loaded with 10 rounds, staged on the right table

Pistols loaded with 5 rounds each and holstered

Shotgun open and empty staged on the right table

Start: Standing behind the left table, hands at sides.

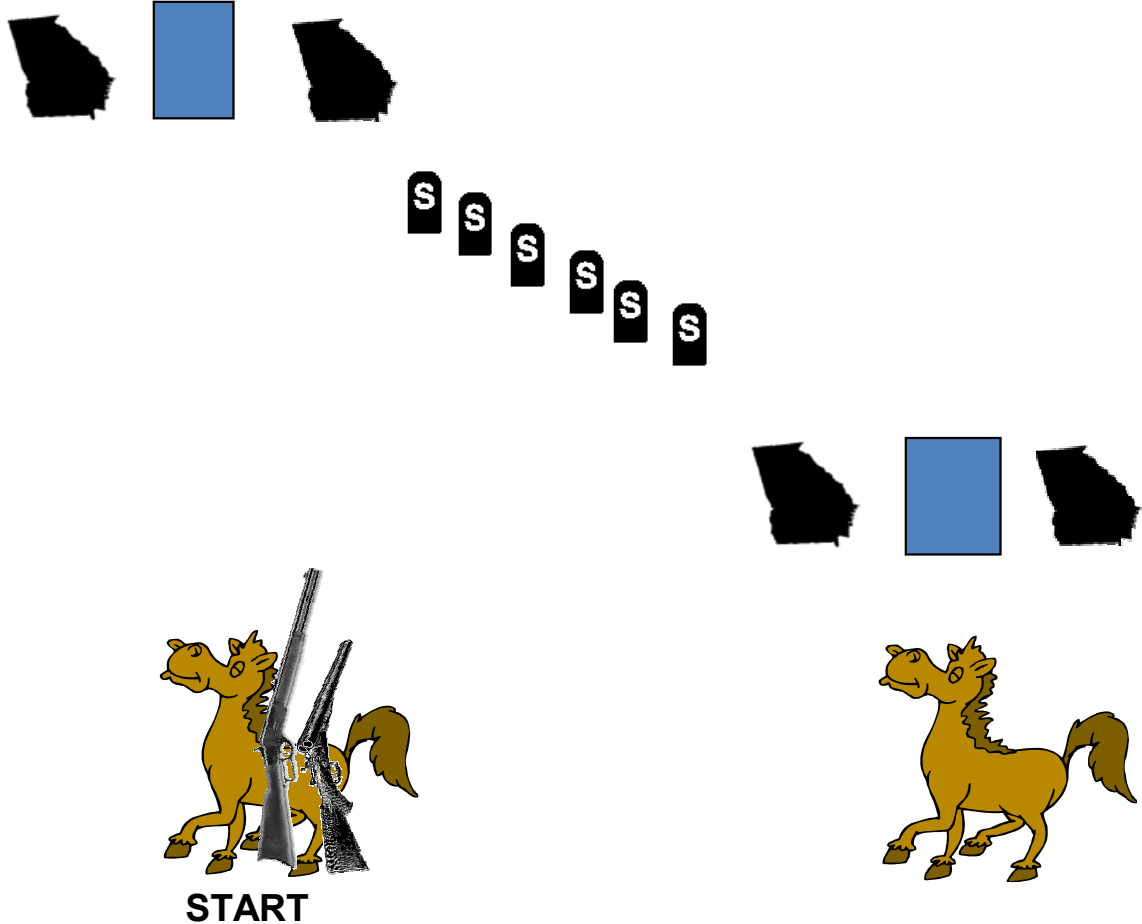
Procedure: Say "Let's Shoot!" and wait for the beep.

At the beep, engage P1 - P4 with a continuous Nevada Sweep, from either direction.

DHI SEP '16 STAGES

STAGE 1 NOT THE STAIRS!

The Rainmaker has knee problems and hates stairs.
So why are we stairstepping up the shotgun targets?
Make sure you start the shotgun targets from the right.



Ammo: Pistols 10, Rifle 10, Shotgun 6+

Staging: Rifle loaded with 10 rounds, staged on the left horse
Pistols loaded with 5 rounds each and holstered
Shotgun open and empty, staged on the left horse

Start: Standing behind the horse, hands on hips.



Procedure: Say “Not the stairs!” and wait for the beep.

ATB, with rifle, engage R1 - R3 with a Double-Tap Nevada Sweep, from either direction.
Engage shotgun targets from RIGHT to LEFT. Move to within kicking distance of the horse and with pistols as needed, engage P1 - P3 with a continuous Double-Tap Nevada Sweep, from either direction.

DHI SEP '16 STAGES

STAGE 2 BOOTS

Not only does the Rainmaker have a bad knee, but he also has flat feet. Cowboy boots look great out on the range, but you sure pay for it later.



Ammo: Pistols 10, Rifle 10, Shotgun 4+

Staging: Rifle loaded with 10 rounds, staged on the horse
Pistols loaded with 5 rounds each and holstered
Shotgun open and empty, staged on the horse

Start: Standing within kicking distance of the right horse, hand(s) on pistol(s).

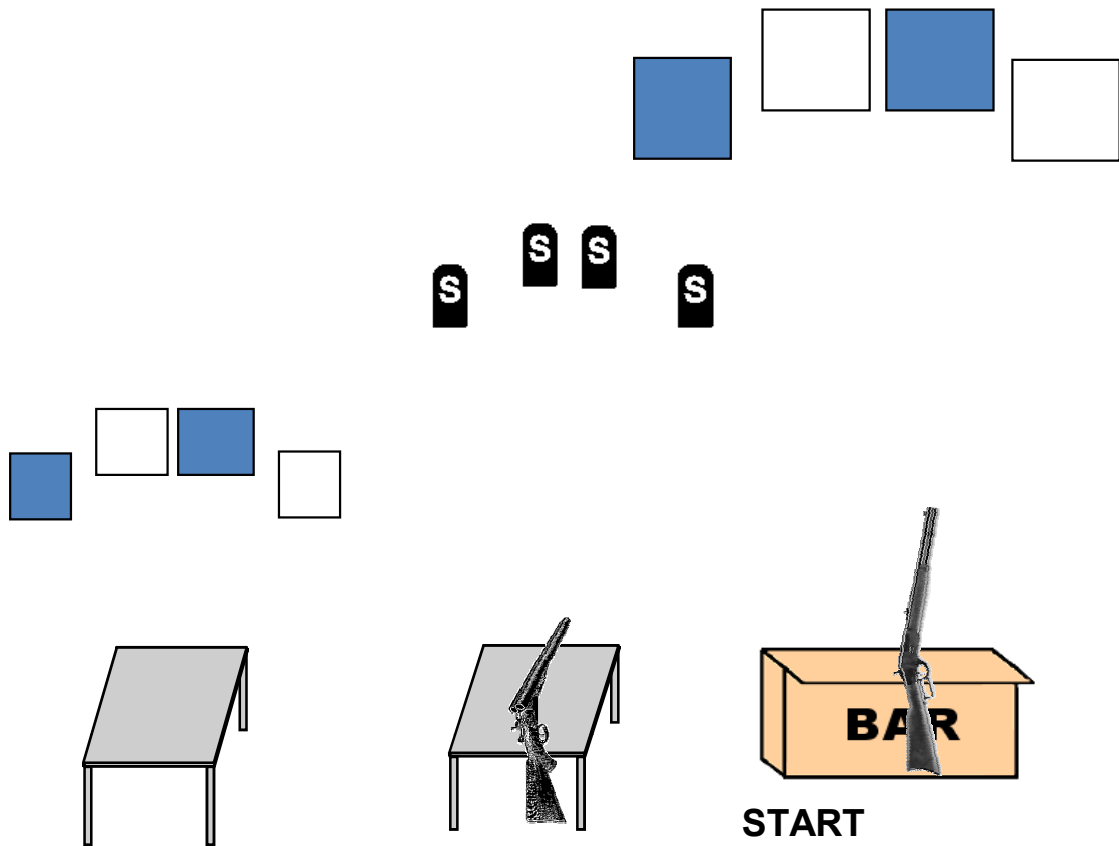
Procedure: Say “My achin’ feet!” and wait for the beep.

ATB, with pistols as needed, engage P1 - P3 with a continuous 3-4-3 Sweep, from either direction. Move to left horse and with rifle engage R1 - R3 with a 3-4-3 Sweep, from either direction. With shotgun, shotgun targets in any order.

DHI SEP '16 STAGES

STAGE 3 BACK TO BACK

The Rainmaker's been havin some back problems and needs a little help now and again. If you see him strugglin, give him a hand, it'll be much appreciated.



Ammo: Pistols 10, Rifle 10, Shotgun 4+

Staging: Rifle loaded with 10 rounds, staged on the bar
Pistols loaded with 5 rounds each and holstered
Shotgun open and empty staged on the right table (center stage)

Start: Standing behind bar, hands flat on the bar.

Procedure: Say “Hey Pard, how bout a hand?” and wait for the beep.

ATB, with rifle, engage R1 - R4 with a Cat Herder's Sweep, from either direction. Move to right table and with shotgun, engage shotgun targets in any order. Move to left table and with pistols as needed, engage P1 - P4 with a continuous Cat Herder's Sweep, from either direction.

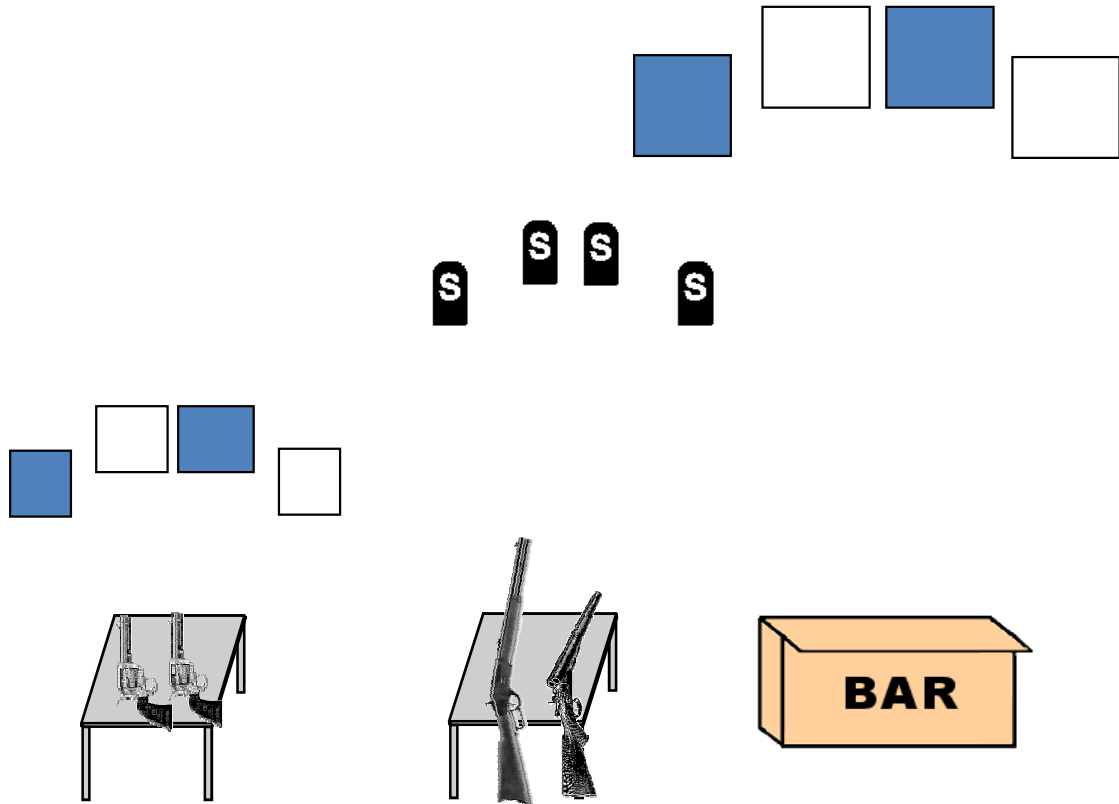
Note: A Cat Herder's Sweep is the same as a Nevada Sweep only double-tapping the end targets.

DHI SEP '16 STAGES

STAGE 4 GUTS

The Rainmaker decided to try the new Mexican restaurant in town. But after the meal, something was definitely wrong. Was it the food, was it something else? After much agony and the removal of parts...

The Rainmaker is finally feeling better.



START

Ammo: Pistols 10, Rifle 10, Shotgun 4+

Staging: Rifle loaded with 10 rounds, staged on the right table (center stage)

Pistols loaded with 5 rounds each and **staged on the left table**

Shotgun open and empty staged on the right table (center stage)

Start: Standing behind the left table, hands on stomach.

Procedure: Say “Oh, my gut!” and wait for the beep.

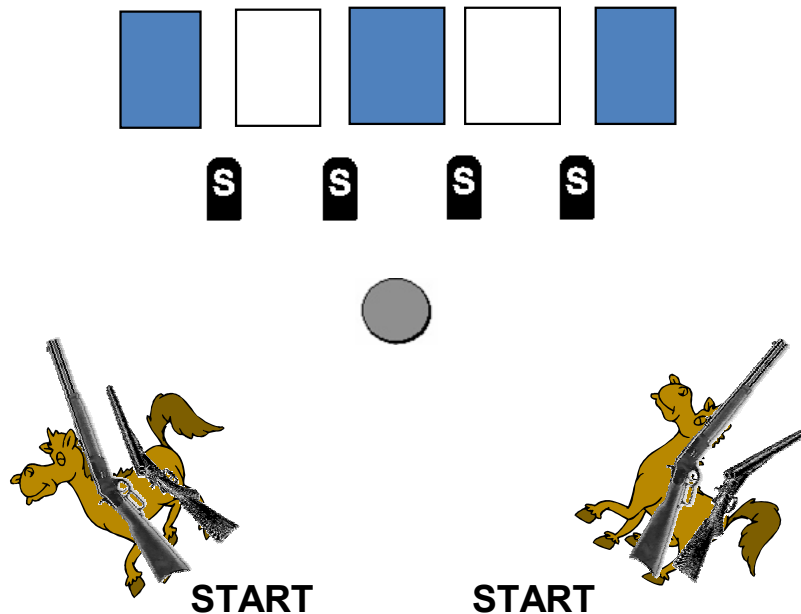
ATB, with pistols as needed, engage P1 - P4 with a continuous Nevada Sweep, **DOUBLE-TAPPING the WHITE targets** and starting on the **LEFT**. Move to right table and with rifle, engage R1 - R4 with a Nevada Sweep, **DOUBLE-TAPPING the WHITE targets** and starting on the **LEFT**. Engage shotgun targets in any order.

Note: You may holster pistols or return them to the table.

DHI SEP '16 STAGES

STAGE 5 B-DAY

The time has come. Rainmaker's put it off long enough and it's time he finally had his back fixed. After a little metal and some screws, he'll be good as new.



Ammo: Pistols 10, Rifle 10, Shotgun 4+

Staging: Rifle loaded with 10 rounds, staged on **either horse**
Pistols loaded with 5 rounds each and holstered
Shotgun open and empty staged on **either horse**

Start: Standing behind **either** horse, hands on rifle.

Procedure: Say "Get back!" and wait for the beep.

ATB, with rifle engage R1 - R5 with two Odds N Evens Sweeps, from either direction. With shotgun, engage shotgun targets in any order. **Either from behind the horse OR from within kicking distance of the stone**, with pistols as needed, engage P1 - P5 with the same sequence as the rifle.

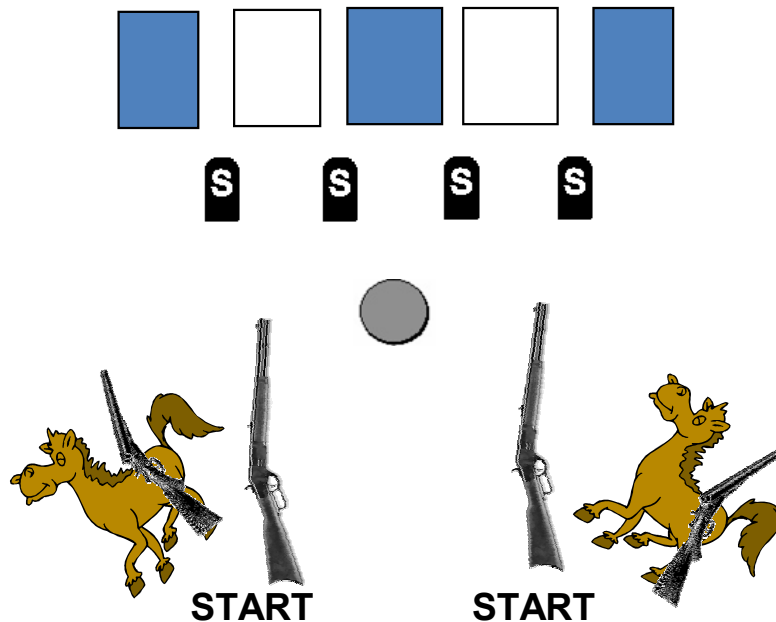
Notes: An Odds N Evens Sweep is shot 1, 3, 5, 4, 2.

If moving forward for pistols, make sure guns are facing the berm.

DHI SEP '16 STAGES

STAGE 6 GOOD AS NEW

The Rainmaker's had a rough go of it. All broken down and laid up. But with a little help and lots of prayers from his pards, he'll be good as new.



Ammo: Pistols 10, Rifle 10, Shotgun ?

Staging: Rifle loaded with 10 rounds, **held in both hands**
Pistols loaded with 5 rounds each and holstered
Shotgun open and empty, staged on the **either horse**

Start: Standing behind **either** horse, rifle held in both hands.

Procedure: Say “**I feel like a new man!**” and wait for the beep.

ATB, with rifle engage R1, R3 and R5 (the **BLUE** targets), from either direction, **THEN** two of the knockdowns; repeat. If any knockdowns remain up, engage with shotgun in any order. Move to within kicking distance of the stone and with pistols as needed, engage P1, P3 and P5 (the **BLUE** targets) with two separate Nevada Sweeps, from either direction each time.

Note: Make sure long guns are restaged safely facing the berm.