



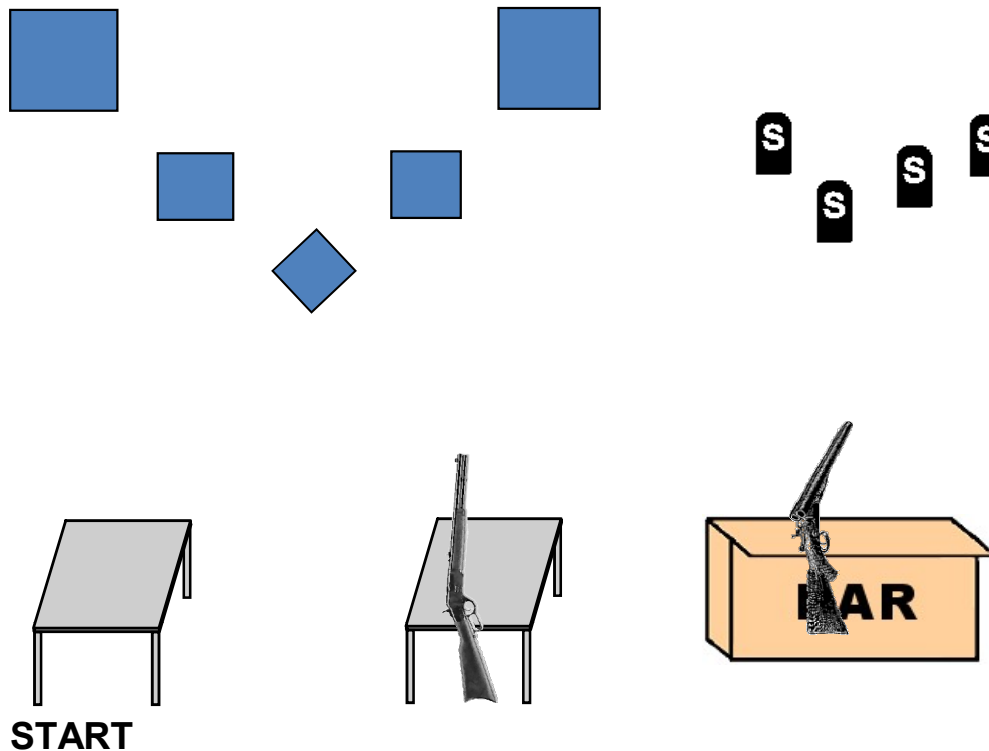
**Christmas 2017**

**Stages**

*Compliments of Rainmaker!*

# DHI CHRISTMAS '17 STAGES

## WARM UP, BAY 4



**START**

**Ammo:** Pistols 10, Rifle 10, Shotgun 4+

**Staging:** Rifle loaded with 10 rounds, staged on the right table (center stage)

Pistols loaded with 5 rounds each and holstered

Shotgun open and empty staged on the bar

**Start:** Standing behind the left table, hands on table.

**Procedure:** Say “Ho Ho Ho!” and wait for the beep.

ATB, with pistols as needed, engage RP1 - RP5 with two sweeps, from opposite directions.

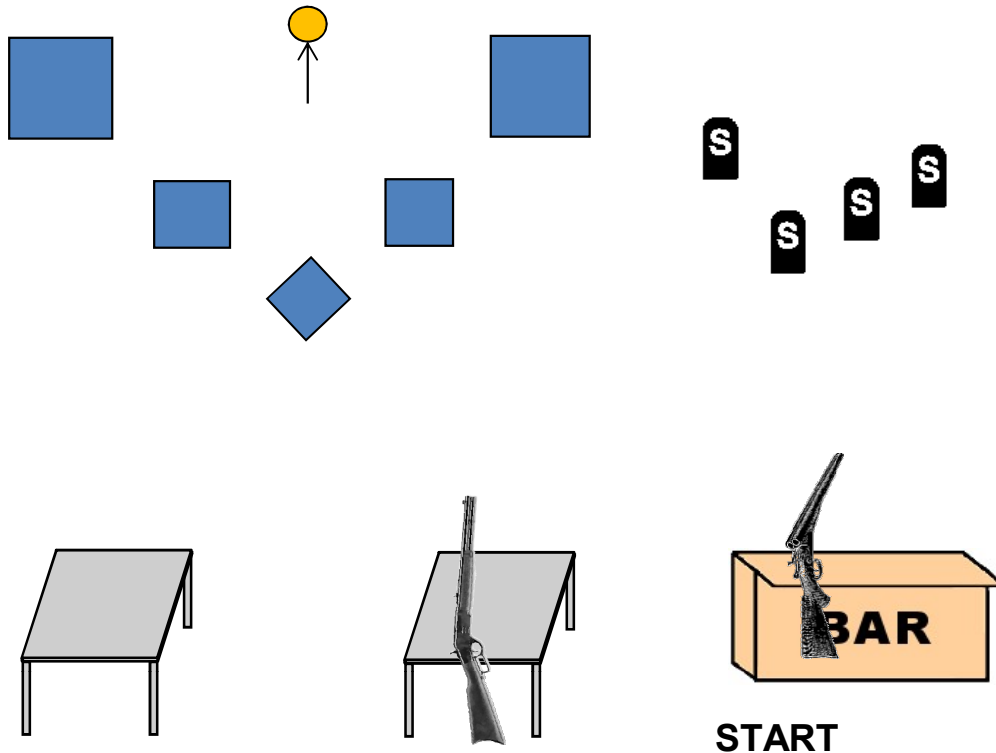
With rifle, engage RP1 - RP5 with two sweeps, from opposite directions.

With shotgun, engage shotgun targets in any order.

# DHI CHRISTMAS '17 STAGES

## STAGE 1, BAY 4 A CHRISTMAS STORY...WELL, KINDA

Once upon a time... Koda Joe was a little boy (believe it or not). And for Christmas, all he wanted was a Red Ryder BB gun. But his parents knew he was irresponsible and also a bit reckless and would probably shoot out his eye. He never did get that BB gun; maybe that's why he spends every dime he has on the finest firearms he can get his hands on.



**Ammo:** Pistols 10, Rifle 10, Shotgun 4+

**Staging:** Rifle loaded with 10 rounds, staged on the right table (center stage)

Pistols loaded with 5 rounds each and holstered

Shotgun open and empty staged on the bar

**Start:** Standing behind the bar, hands flat on bar.

**Procedure:** Say “You'll shoot your eye out!” and wait for the beep.

ATB, with shotgun, engage shotgun targets in any order.

With rifle, engage RP1 - RP5 with a 1-2-3-2-1 Sweep, from either direction, **THEN** the bonus clay.

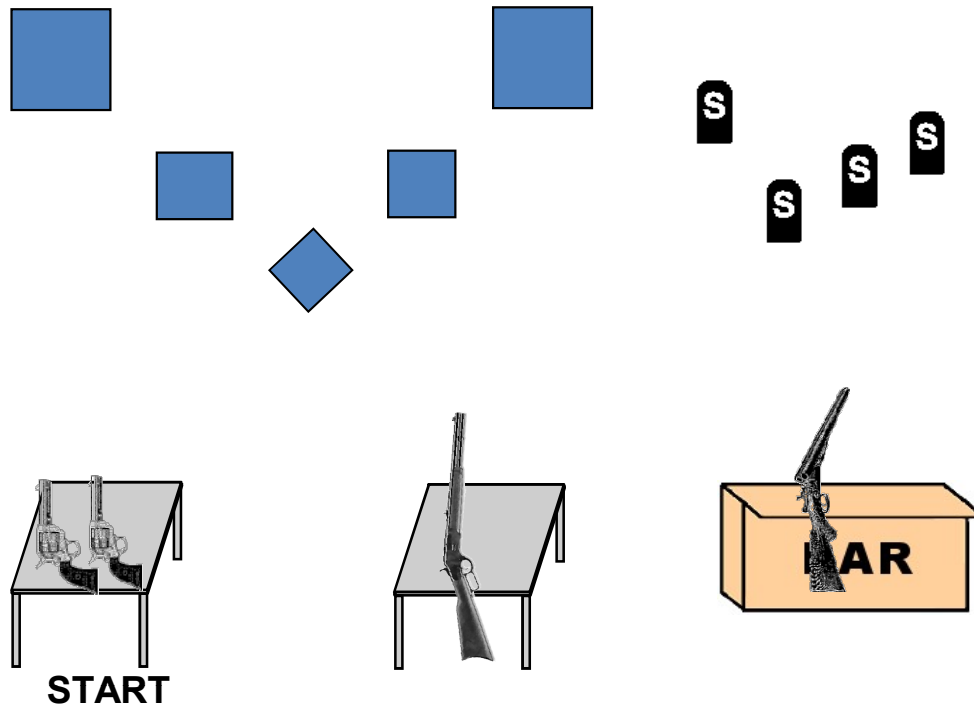
Move to left table and with pistols as needed, engage RP1 - RP5 with a continuous 1-2-4-2-1 Sweep, from either direction.

**Note:** If missed, the clay will not be a miss but if hit, will be a 3 second bonus.

# DHI CHRISTMAS '17 STAGES

## STAGE 2, BAY 4 MARAUDER'S WONDERFUL LIFE

Marauder had his life all planned out. Get out of his small town, travel and see the world. But life had other ideas. Marriage, kids, job...it was all taking it's toll. He felt trapped... until... an angel introduced him to Cowboy Action Shooting. His life would never be the same.



**Ammo:** Pistols 10, Rifle 10, Shotgun 4+

**Staging:** Rifle loaded with 10 rounds, staged on right table (center stage)  
Pistols loaded with 5 rounds each and held in hand(s) and **grounded** \*  
Shotgun open and empty staged on the bar

**Start:** Standing behind left table, pistol(s) in hand(s) and **grounded**. \*

**Procedure:** Say “It's a wonderful life!” and wait for the beep.

ATB, with pistols as needed, engage RP1 and RP5, then RP2 and RP4, then RP1, repeat sequence.

With rifle, repeat pistol instructions. With shotgun, engage shotgun targets in any order.

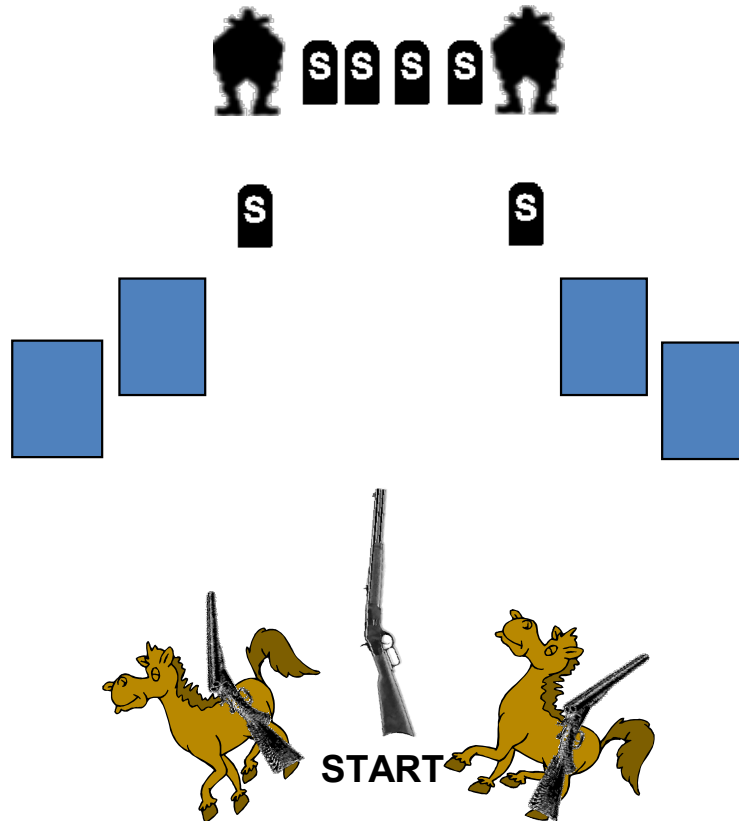
**Note:** \* Grounded means touching the table, finger OFF trigger.

Cannot pick up 2nd pistol until 1st is empty. (Exception for Gunfighter/B-Western)

You may holster or place pistols back on left table.

# DHI CHRISTMAS '17 STAGES

## STAGE 3, BAY 5 HOW THE PALE ALE GRINCH ALMOST STOLE CHRISTMAS



**Ammo:** Pistols 10, Rifle 9, Shotgun 2+

**Staging:** Rifle loaded with 9 rounds, held in both hands  
Pistols loaded with 5 rounds each and holstered  
Shotgun open and empty, staged on either horse

**Start:** Standing between horses, holding rifle in both hands.

**Procedure:** Say "You're a mean one, Mr. Grinch!" and wait for the beep.

ATB, with rifle, engage R1, the knockdowns and R5 with a Nevada Sweep using A knockdown as the center target, from either direction. (Only 1 knockdown on each "sweep.")

With shotgun, engage shotgun targets and any knockdowns left standing.

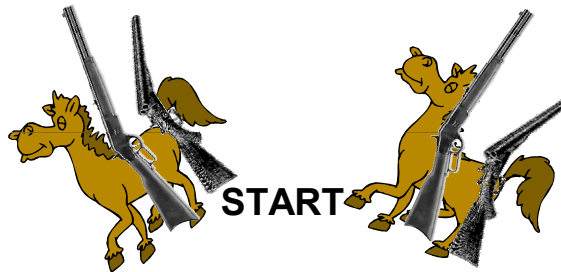
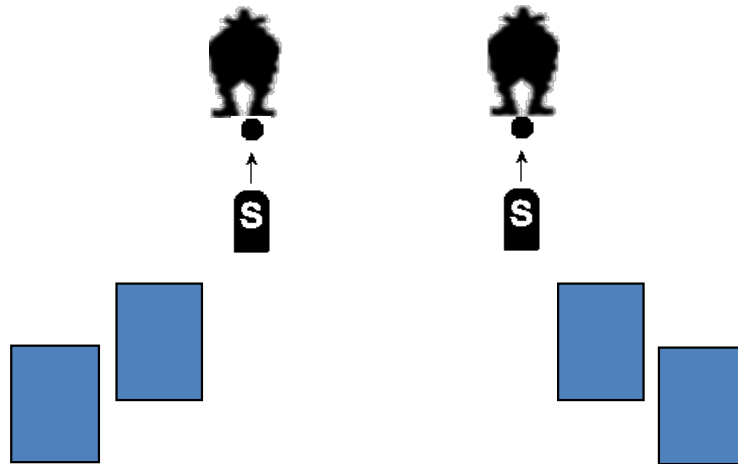
With pistols as needed, engage P1 - P4 with a continuous Nevada Sweep, from either direction.

**Note:** Knockdowns must be down at stage completion or they will be misses.

# DHI CHRISTMAS '17 STAGES

## STAGE 4, BAY 5 IT'S CHRISTMAS, CAROL

Folks always thought Loose Trigger was a grumpy old, penny-pinching humbug. They just never got to know him and find out that he was a kind, gentle soul who saved all his money so he could enjoy his favorite pastime... Cowboy Action Shooting. When some finally found out and talked with him about it, he lit up like a Christmas tree. And who the heck is Carol?



**Ammo:** Pistols 10, Rifle 10, Shotgun 4+

**Staging:** Rifle loaded with 10 rounds, staged on either horse  
Pistols loaded with 5 rounds each and holstered  
Shotgun open and empty, staged on either horse

**Start:** Standing between horses, hand(s) on pistol(s).

**Procedure:** Say “Merry Christmas to all!” and wait for the beep.

ATB, with pistols as needed, engage pistol targets once each on one side then the other, alternating sides for 10 rounds.

With rifle, engage R1 and R2 with alternating Double-Taps, starting on either side.

Engage shotgun targets and pop-ups, in any order from anywhere **up range** of the near pistol targets.

**Note:** Misses on pop-ups will not be misses, but will be 3 second bonuses each if hit.  
Ensure rifle is restaged safely facing the berm.