



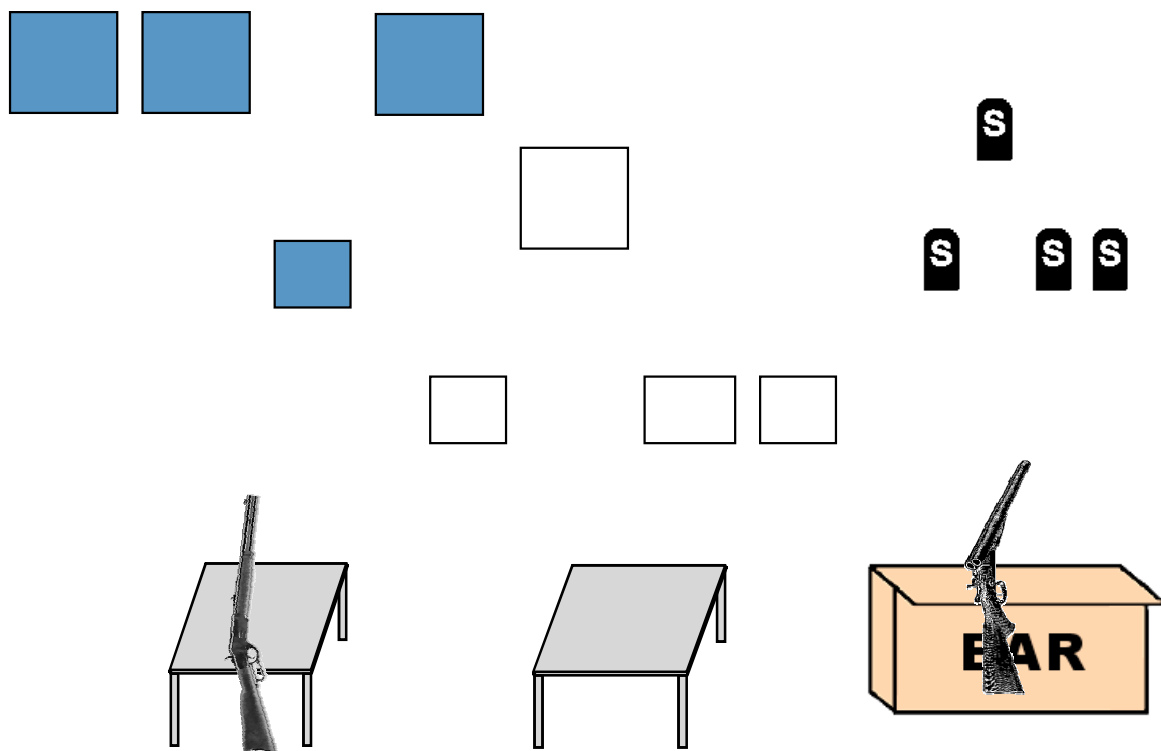
# **June 2017**

## **Stages**

*Compliments of Rainmaker!*

# DHI JUL '17 STAGES

## WARM UP STAGE



**Ammo:** Pistols 10, Rifle 10 Shotgun 4+

**Staging:** Rifle loaded with 10 rounds, staged on the left table  
Pistols loaded with 5 rounds each and holstered  
Shotgun open and empty staged on the bar

**Start:** Standing behind left table, hands at sides.

**Procedure:** Say "Let's Shoot and wait for the beep!"

At the beep, with rifle, engage R1 - R4 with a Double-Tap Nevada Sweep, from either direction.

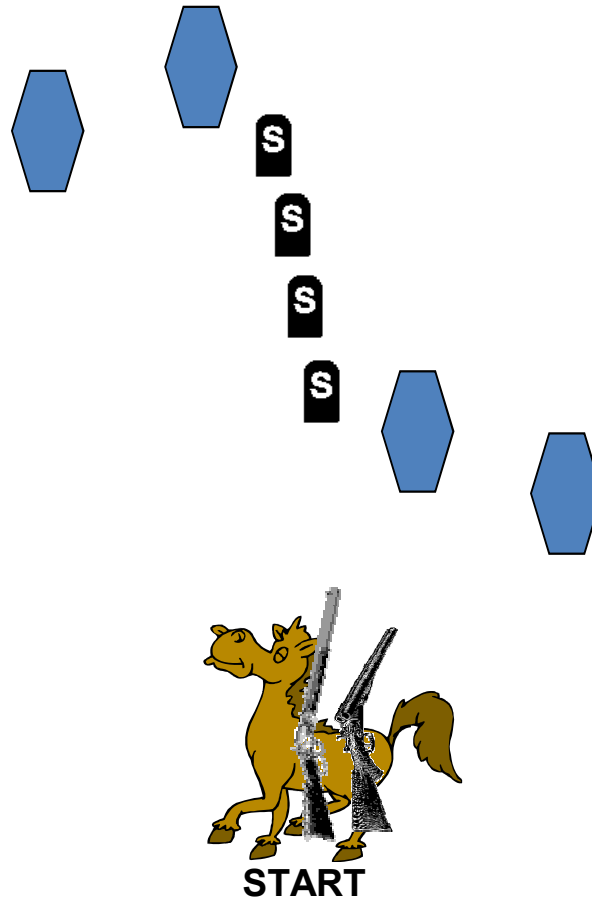
With pistols as needed, engage P1 - P3 with a continuous Double-Tap Nevada Sweep, from either direction.

Engage shotgun targets in any order.

# DHI JUL '17 STAGES

## STAGE 1, BAY 3 THE SACKETTS

The three Sackett bothers have left home in Tennessee and traveled west to make their way. Tyrel has joined a cattle drive and as he stops for a drink, he is threatened by seven men who plan on taking cattle and killing him if need be. He is no one to back down and things look grim until Orrin scares off the men with several well placed shots from his Winchester.



**Ammo:** Pistols 10, Rifle 10, Shotgun 4+

**Staging:** Rifle loaded with 10 rounds, staged on the horse  
Pistols loaded with 5 rounds each and holstered  
Shotgun open and empty, staged on the horse

**Start:** Standing behind the horse, hand(s) on pistol(s).

**Procedure:** Say “That ain't the feeling I got, Tyrel!” and wait for the beep.

ATB, with pistols as needed, engage P1 and P2 with a continuous Lawrence Welk Sweep, from either direction.

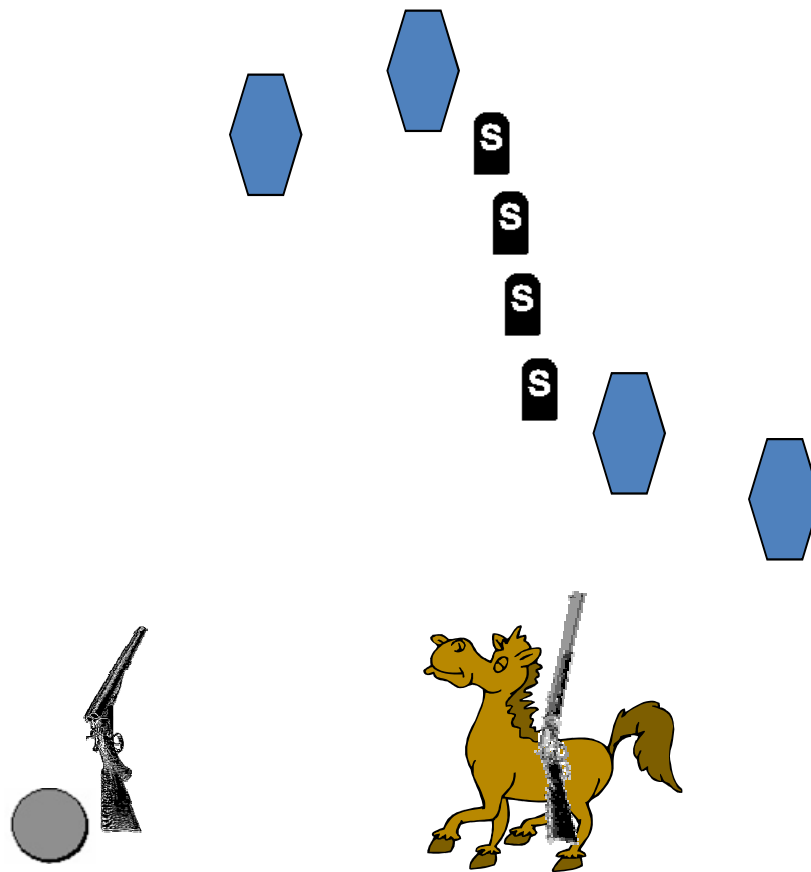
With rifle, engage R1 and R2 with a Lawrence Welk Sweep, from either direction. Engage shotgun targets in any order.

**Note:** A Lawrence Welk Sweep is one on 1, two on 2, three on 1 and four on 2.

# DHI JUL '17 STAGES

## STAGE 2, BAY 3 THE SHADOW RIDERS

The Civil War was tough on many families and the Traven are no different. Ending up on different sides and now the Traven women have been taken captive by a disgraced Confederate officer. To get them back, the Traven brothers enlist the help of their uncle Black Jack Traven. To do this, they have to break him out of jail.



**START**

**Ammo:** Pistols 10, Rifle 10, Shotgun 4+

**Staging:** Rifle loaded with 10 rounds, staged on the horse  
Pistols loaded with 5 rounds each and holstered  
Shotgun open and empty, **Held** in both hands

**Start:** Standing with one foot touching the stone, **holding** the shotgun in **both** hands

**Procedure:** Say “**You take one Traven, you gotta take em all!**” and wait for the beep.

ATB, engage shotgun targets in any order.

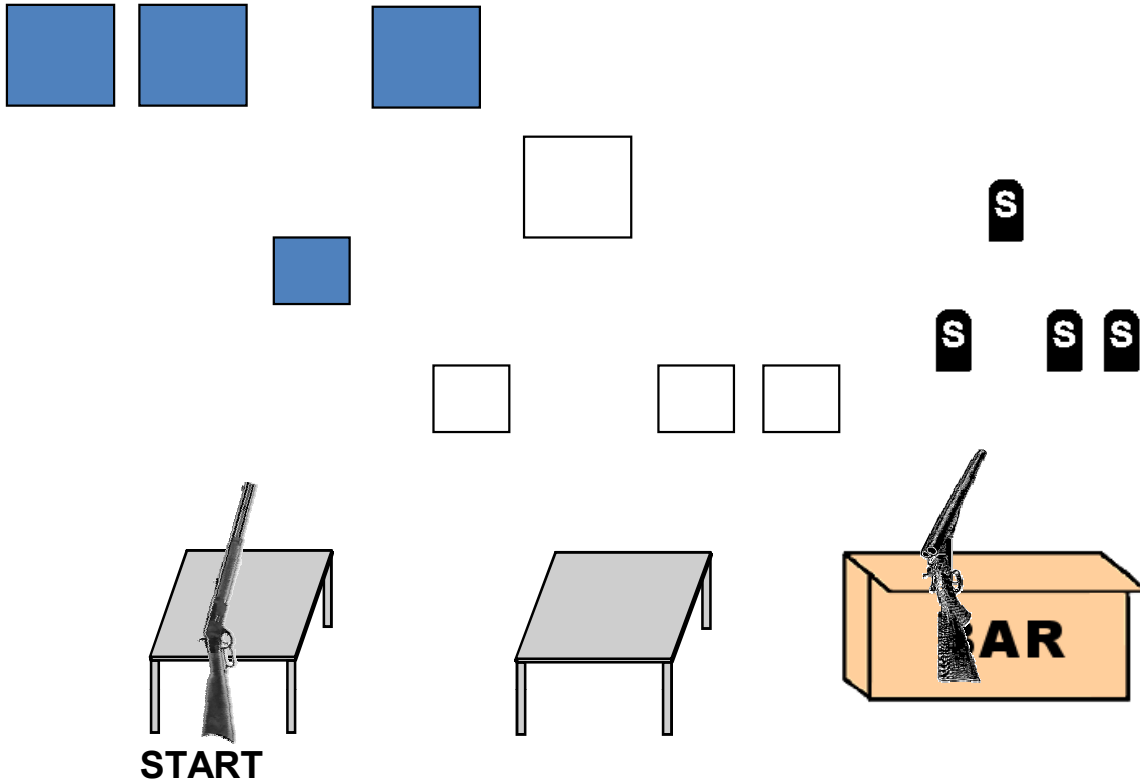
Safely place shotgun on horse and with rifle engage R1 and R2 with two 4-1 Sweeps, both from the **SAME** direction.

With pistols as needed, repeat rifle instructions.

# DHI JUL '17 STAGES

## STAGE 3, BAY 4 QUIGLEY DOWN UNDER

Hired for his skills with a Sharps rifle by a wealthy Australian landowner, Mathew Quigley soon finds out he has been sent for to dispatch Aborigines from Elliott Marston's land. The climax brings us to Quigley reluctantly facing Marston in a showdown.



**Ammo:** Pistols 10, **Rifle 8**, Shotgun 4+

**Staging:** Rifle loaded with **8** rounds, staged on the left table

Pistols loaded with 5 rounds each and holstered

Shotgun open and empty staged on the bar

**Start:** Standing behind the left table, hands on hips.

**Procedure:** Say “**This ain’t Dodge City, and you ain’t Bill Hickok**” and wait for the beep.

ATB, with rifle, engage R1 - R4 (Blue targets) with a Double-Tap Sweep, from either direction.

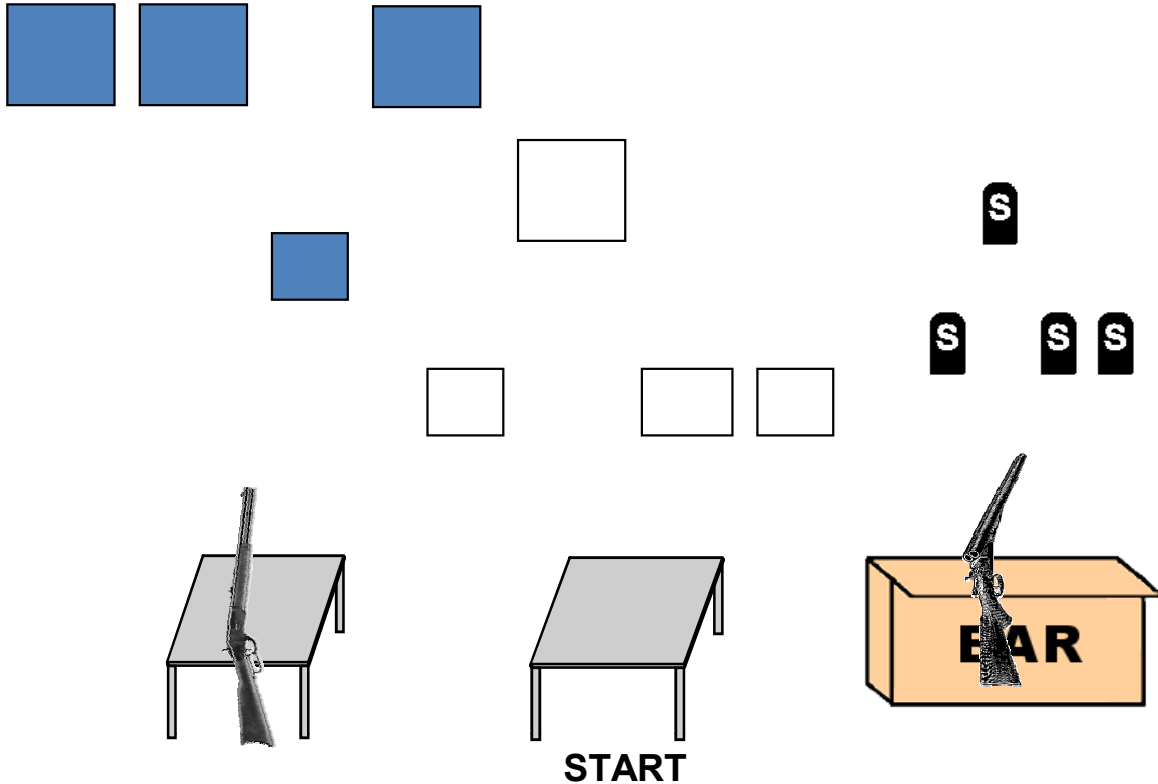
Move to right table (center stage) and with pistols as needed, engage P1 - P4 (White targets) with a continuous Double-Tap Sweep, from either direction, **then two on P1**.

Engage shotgun targets in any order.

# DHI JUL '17 STAGES

## STAGE 4, BAY 4 LAST STAND AT SABER RIVER

Paul Cable has been away at war and having trouble making his way back into family life. As they arrive back in Arizona to resume life at their ranch, The Cables find they are not the only ones claiming ownership. And the Kidstons have no intention of leaving.



**Ammo:** Pistols 10, Rifle 10, Shotgun 4+

**Staging:** Rifle loaded with 10 rounds, staged on the left table  
Pistols loaded with 5 rounds each and holstered  
Shotgun open and empty staged on the bar

**Start:** Standing behind the right table (center stage), hands flat on table.

**Procedure:** Say “You’re first, he’s next...” and wait for the beep.

ATB, with pistols as needed, engage P1 - P4 with a continuous Nevada Sweep, from either direction.



With rifle, engage R1 - R4 with a Nevada Sweep, from either direction.

Place rifle on left table, move to bar and with shotgun, engage shotgun targets in any order.

# DHI JUL '17 STAGES

## STAGE 5, BAY 5 CROSSFIRE TRAIL

Rafe Covington has come to see that his murdered friend's wife, Anne Rodney is taken care of and to let her know that his death was no accident. He soon finds the reason for all of the subterfuge. And he as meddles, an assassin is brought in to take care of him as well. Killer, Beau Dorn has travelled from Kansas to do the killin'.



**START**

**START**

**Ammo:** Pistols 10, Rifle 10, Shotgun ?

**Staging:** Rifle loaded with 10 rounds, held in both hands  
Pistols loaded with 5 rounds each and holstered  
Shotgun open and empty staged on either horse

**Start:** Standing behind either horse, holding rifle in both hands.

**Procedure:** Say “**Just when things were going so good for you**” and wait for the beep.

ATB with rifle engage RP1-RP3 with a sweep, **then** a sweep on four of the six knockdowns, then another sweep on RP1-RP3 all from either direction each time. With pistol as needed engage RP1-RP3 with a continuous 3-4-3 sweep from either direction.


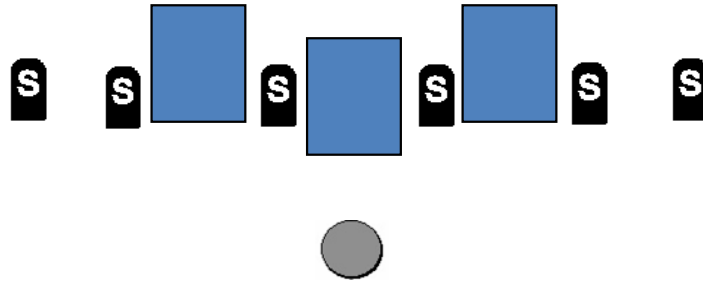
With Shotgun engage any remaining knockdowns.

**Note:** If all knockdowns are down with the rifle, it's a 3 second bonus.

# DHI JUL '17 STAGES

## STAGE 6, BAY 5 MONTE WALSH

Monte Walsh is in town to secure a job for the year. As he sees the happenings in the town, he can't resist a chance to get a dig in on the pompous lawyer of the town.



**Ammo:** Pistols 10, **Rifle 9**, Shotgun 4+

**Staging:** Rifle loaded with **9** rounds, staged on either horse  
Pistols loaded with 5 rounds each and holstered  
Shotgun open and empty, **held in both hands**

**Start:** Standing behind either horse, **holding** shotgun with **both** hands.

**Procedure:** Say “**This is your doin, ain't it?**” and wait for the beep.

ATB, with shotgun, engage shotgun targets in any order.

With rifle, engage RP1 - RP3 with a Triple-Tap Sweep, from either direction.

Move to within kicking distance of the stone and with pistols as needed, engage RP1 - RP3 with at least 3 on each.

**Note:** Ensure long guns are safely restaged on the horse, facing the side berm.