



December 2018

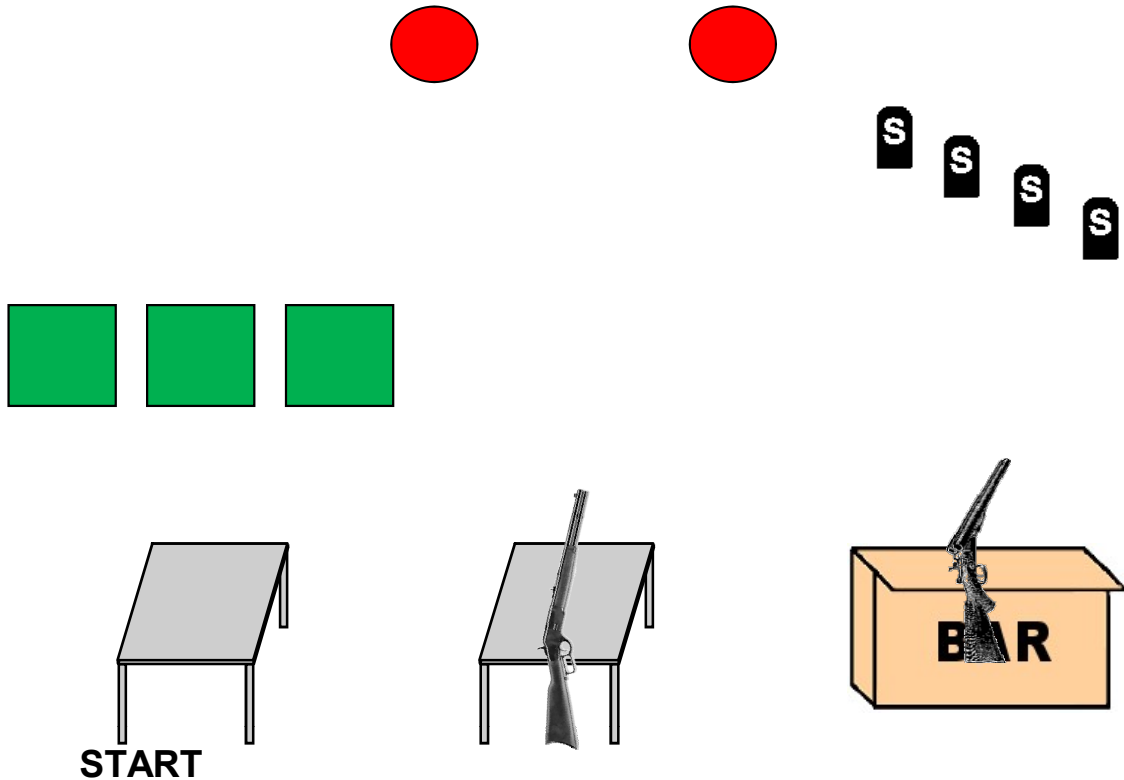
Stages

Compliments of Rainmaker!

DHI CHRISTMAS '18 STAGES

WARM-UP BAY 4

A Warm-up is a Great idea for December!



Ammo: Pistols 10, Rifle 10, Shotgun 4+

Staging: Rifle loaded with 10 rounds, staged on right table (center stage)

Shotgun open and empty staged on the bar

Pistols loaded with 5 rounds each and holstered

Start: Standing behind left table, hand(s) on pistol(s)

Procedure: Say "**HO, HO, HO!**" and wait for the beep.

ATB, with pistols as needed, engage P1 - P3 with at least three (3) on each.

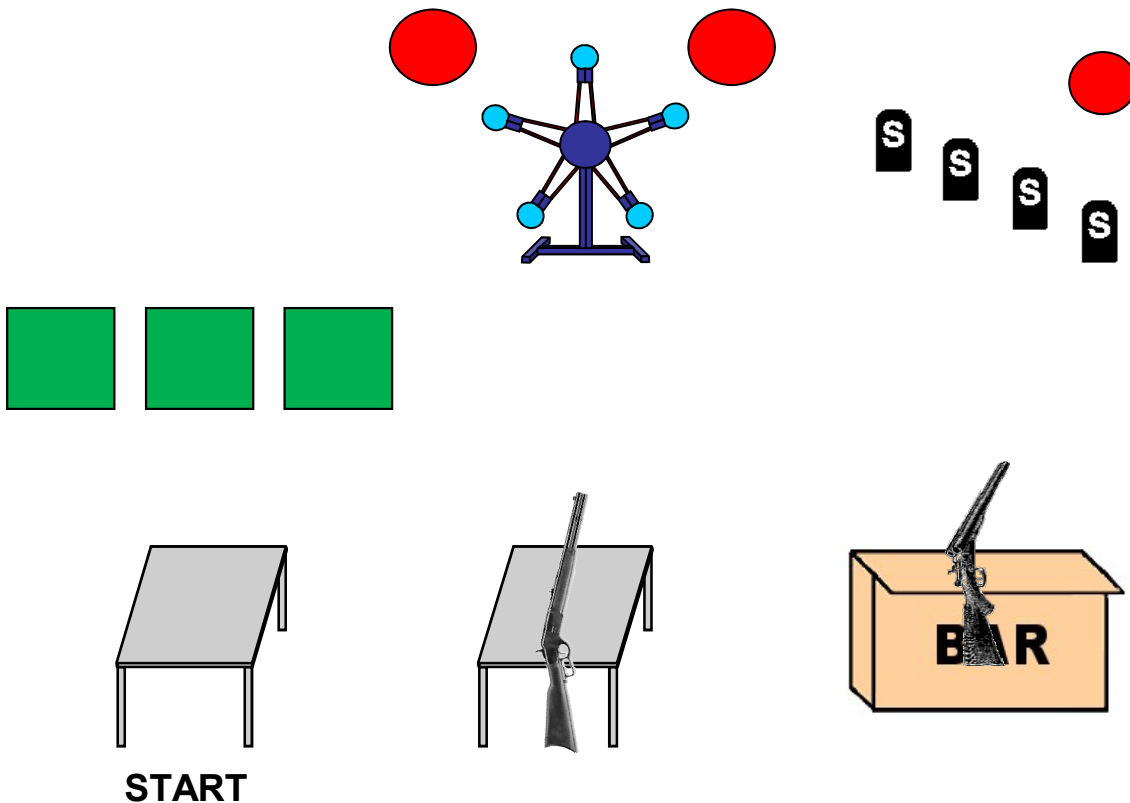
With rifle engage R1 and R2 with at least five (5) on each.

Engage shotgun targets in any order.

DHI CHRISTMAS '18 STAGES

STAGE 1, BAY 4

The Christmas Star
Leads to the Savior



Ammo: Pistols 10, Rifle 10, Shotgun 4+

Staging: Rifle loaded with 10 rounds, staged on right table (center stage)

Shotgun open and empty staged on the bar

Pistols loaded with 5 rounds each and holstered

Start: Standing behind left table, hands holding package.

Procedure: Say "**Ohhh, that Star**" and wait for the beep.

ATB, with pistols as needed, engage P1 - P3 with two separate Nevada Sweeps, from either direction each time.

With rifle engage R1, the Christmas Star and R2 with a Nevada Sweep, using star plates as the center target.

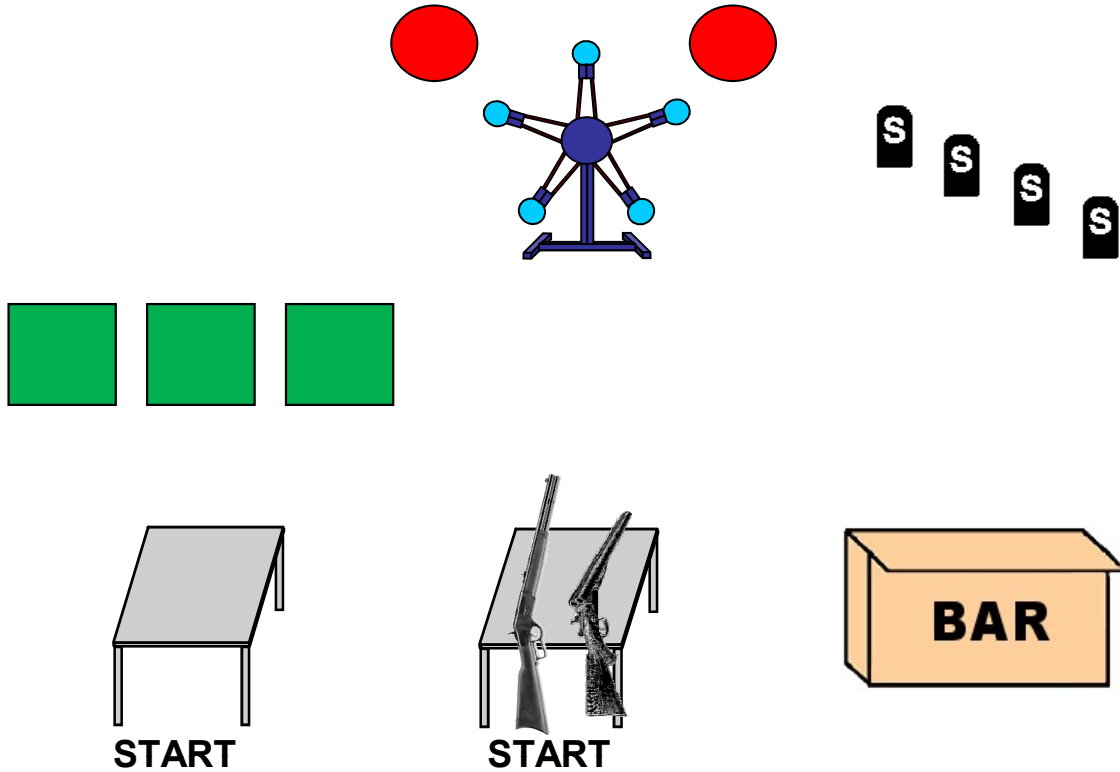
Engage shotgun targets in any order.

For every plate left on the Star, engage the make-up target (on right of stage) once each. (Hits are **not** required)

DHI CHRISTMAS '18 STAGES

STAGE 2, BAY 4

At the Stable



Ammo: Pistols 10, Rifle 10, Shotgun 4+

Staging: Rifle loaded with 10 rounds, staged on the right table (center stage)
Shotgun open and empty staged on the right table (center stage)
Pistols loaded with 5 rounds each and holstered

Start: Standing behind right table, hands on hips.

Procedure: Say “**But what about the Star?**” and wait for the beep.

ATB, From right table, engage shotgun targets in any order.

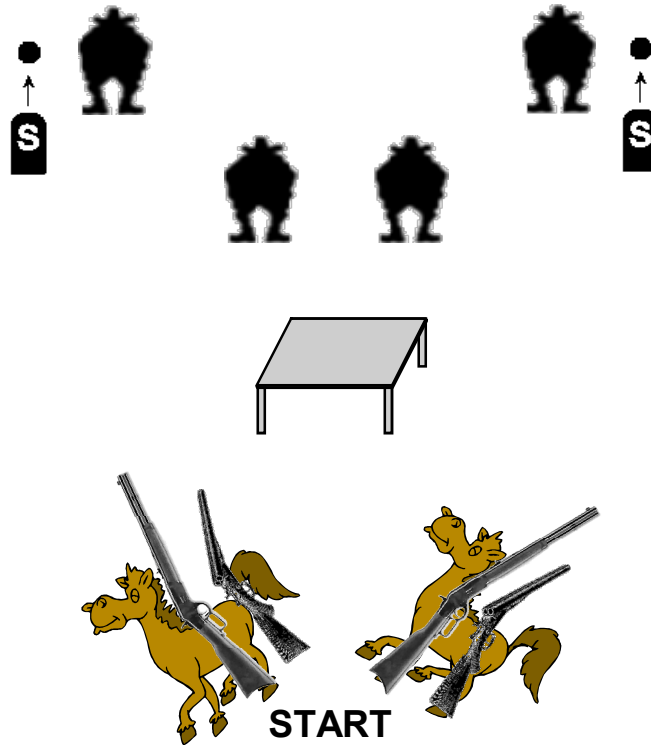
With rifle, engage R1 and R2 with alternating Double-Taps, starting on either.

From left table, with pistols as needed, engage **P1 and P3** with same directions as rifle.

DHI CHRISTMAS '18 STAGES

STAGE 3, BAY 5

Christmas Bonus's



Ammo: Pistols 10, Rifle 10, Shotgun 4+

Staging: Rifle loaded with 10 rounds, staged on either horse or held in both hands
Pistols loaded with 5 rounds each and holstered
Shotgun open and empty staged on the horse or held in both hands

Start: Standing between horses, rifle or shotgun held in both hands.

Procedure: Say "Just what I wanted!" and wait for the beep.

ATB, shooter's choice, rifle or shotgun first. With rifle, engage RP1 - RP4 with a Cat Herder's Sweep, from either direction.

With shotgun, engage knockdowns and pop-ups in any order.



Move behind table and with pistols as needed, engage RP1 - RP4 with a continuous Cat Herder's Sweep, from either direction.

Note: A Cat Herder's Sweep is a Nevada Sweep, double-tapping the end targets.
Misses on pop-ups will not be misses, but if hit will be **3 sec bonuses** each.

DHI CHRISTMAS '18 STAGES

STAGE 4, BAY 5

Merry Christmas



START

Ammo: Pistols 10, Rifle 10, Shotgun 4+

Staging: Rifle loaded with 10 rounds, staged on either horse
Shotgun open and empty, staged on other horse
Pistols loaded with 5 rounds each and holstered

Start: Standing between horses, hands above shoulders.

Procedure: Say “**Merry Christmas!**” and wait for the beep.

ATB, shooter's choice on order, rifle cannot be last.

With pistols as needed, engage INNER two Cowboys with a continuous Lawrence Welk Sweep, starting on either.

With rifle, engage OUTER two Cowboys with a Lawrence Welk Sweep, starting on either.
Engage shotgun targets in any order.

Note: A Lawrence Welk Sweep is one on 1, two on 2, three on 1 and four on 2.