



March 2018

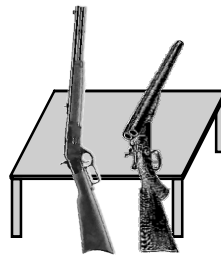
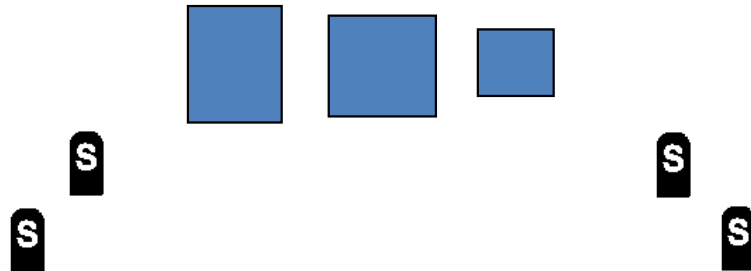
Stages

Compliments of Rainmaker

DHI MARCH '18 STAGES

STAGE 1 POT O' GOLD

Everyone knows Leprechauns hide pots of gold.
The problem is, you can never find a leprechaun OR his gold.



START

Ammo: Pistols 10, Rifle 10, Shotgun 4+

Staging: Rifle loaded with 10 rounds, staged on table
Pistols loaded with 5 rounds each and holstered
Shotgun open and empty, staged on table

Start: Standing behind table, holding Pot of Gold.

Procedure: Say "I'll get your gold!" and wait for the beep.

ATB, with pistols as needed, engage RP1 - RP3 with one (1) on each outside target then three (3) on the center, repeat.

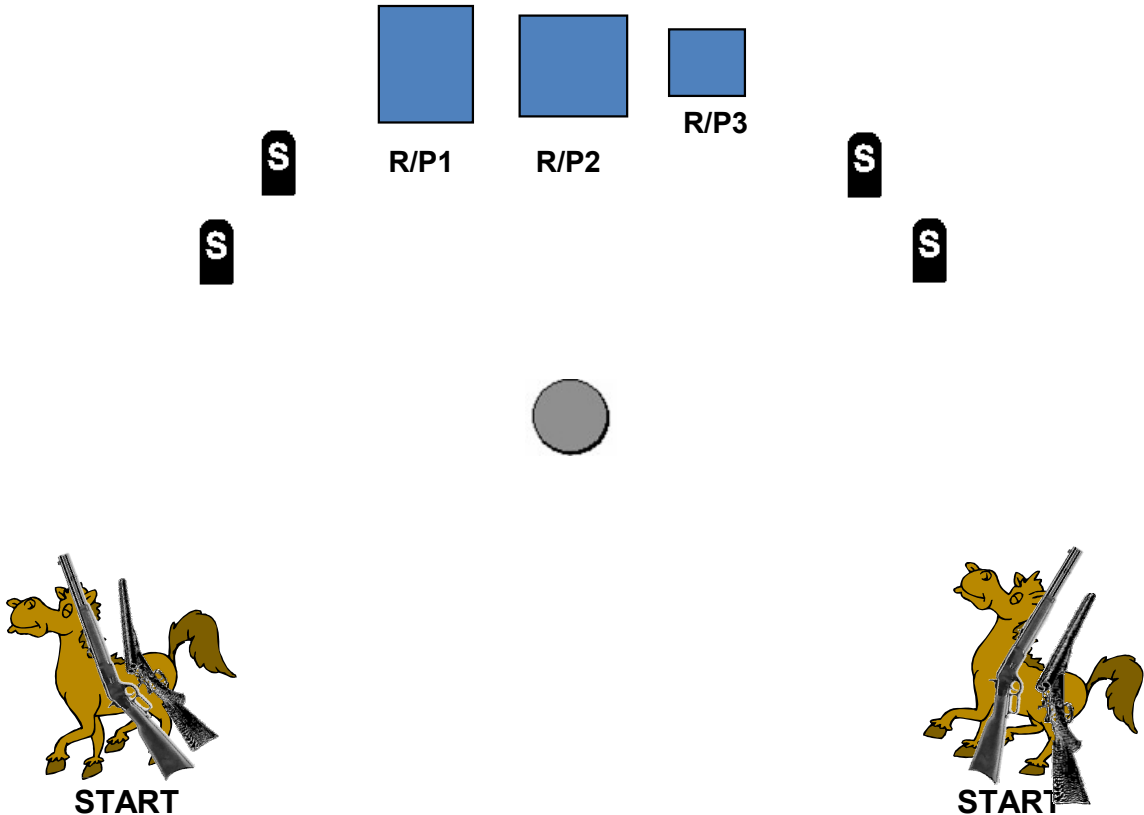
With rifle, engage RP1 - RP3 with same sequence as pistols.

With shotgun, engage shotgun targets, in any order.

DHI MARCH '18 STAGES

STAGE 2 LUCKY CHARMS

Lucky the leprechaun has had a rough go of it.
Ya see, someone is always after his Lucky Charms.



Ammo: Pistols 10, Rifle 10+1, Shotgun 4+

Staging: Rifle loaded with 10 rounds, staged on either horse (one round on your person)
Pistols loaded with 5 rounds each and holstered
Shotgun open and empty, staged on horse in front of you

Start: Standing behind either horse, hands at sides.

Procedure: Say “**Always after me Lucky Charms!**” and wait for the beep.

ATB, with rifle engage RP1 -RP3 with a "Nevada" Sweep, **from the left** with 3 on left target, 2 on middle, 1 on right, then 2 on middle and 3 on the left target. (3-2-1-2-3)

You may load 11th round any time after the beep.

With shotgun, engage two near shotgun targets. Take shotgun to other horse and engage remaining shotgun targets.

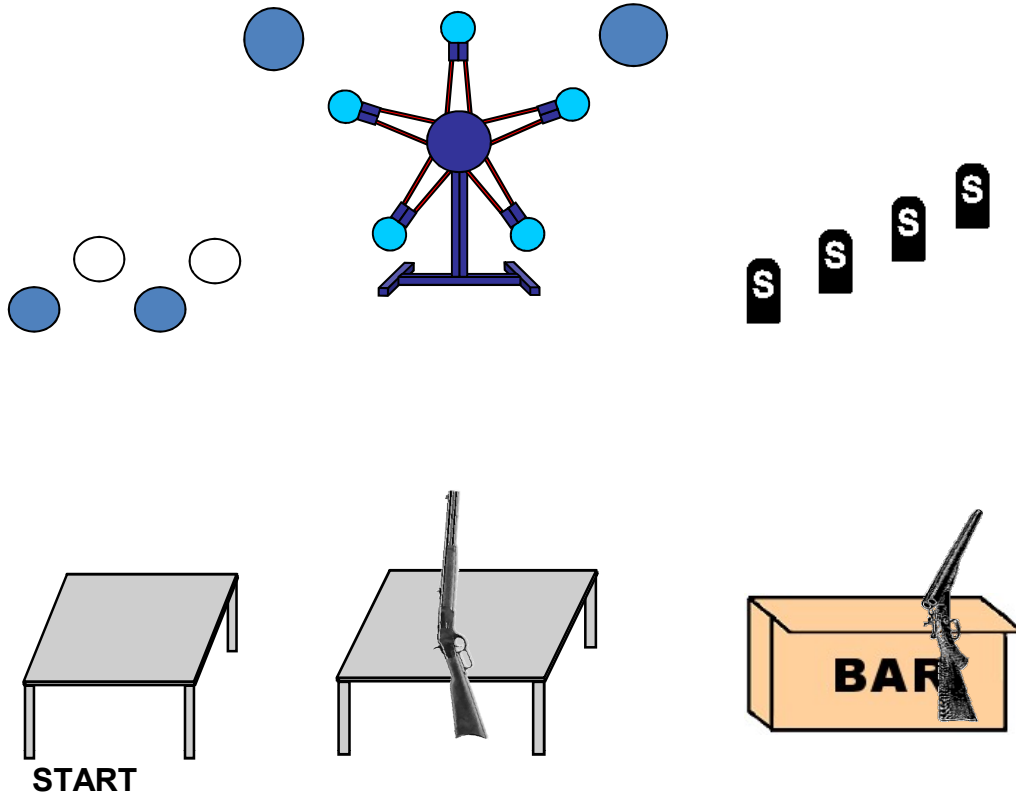
Move to within kicking distance of the stone and with pistols as needed, engage **RP1 and RP2 only** with a continuous 3-4-3 Nevada Sweep, **from the left**.

Note: Ensure long guns are restaged safely facing the berm.

DHI MARCH '18 STAGES

STAGE 3 FIVE-LEAF CLOVER

If you find a four-leaf clover, it's said to be a good luck charm for you.
If you clean the **five-leaf** clover, the Luck O' the Irish is definitely upon you.



Ammo: Pistols 10, Rifle 10, Shotgun 4+

Staging: Rifle loaded with 10 rounds, staged on right table (center stage)

Pistols loaded with 5 rounds each and holstered

Shotgun open and empty, staged on the bar

Start: Standing behind left table, hand(s) on pistol(s).

Procedure: Say "A FIVE-LEAF clover?" and wait for the beep.

ATB, with pistols **starting on the left**, engage P1 - P4 with a continuous Nevada Sweep, double-tapping the white targets.

With rifle, engage the Texas Star until all plates are off, remaining rounds on **either** dump target.

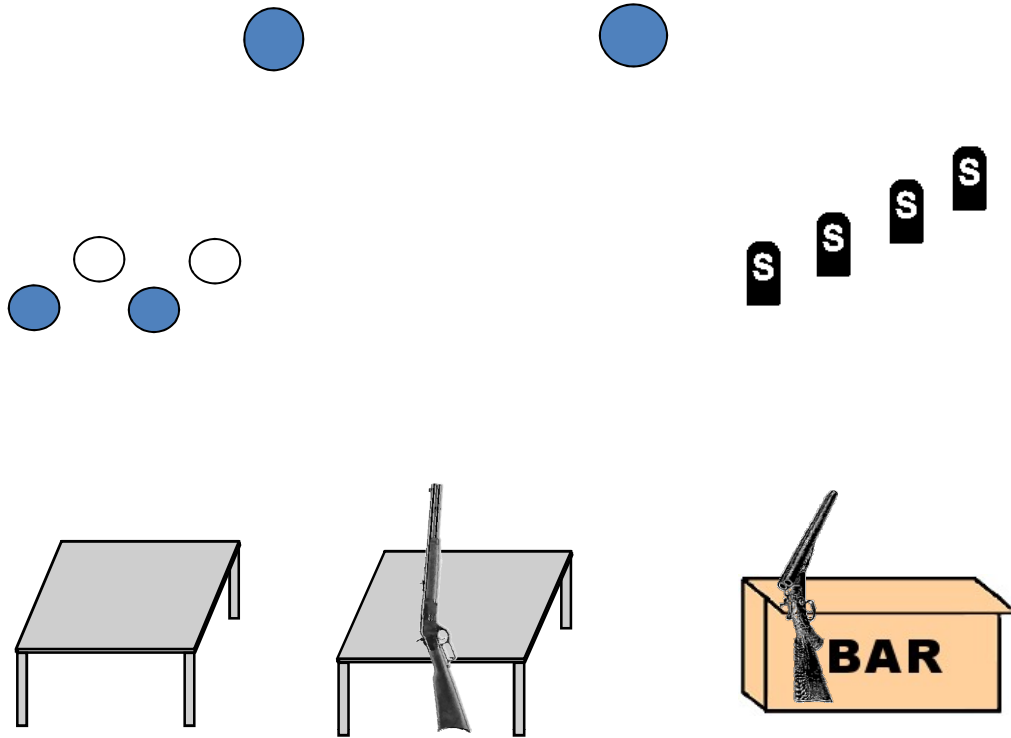
With shotgun, engage the 4 shotgun targets in any order.

Note: Misses on the Star will only be misses if the plates are left on, misses on the dumps are misses.

DHI MARCH '18 STAGES

STAGE 4 THE SHILLELAGH

In Old Ireland, the shillelagh was used as a defensive, as well as an offensive weapon.
Rumor has it, Dungannon Gunner carries one in his gun cart... just in case.



START

Ammo: Pistols 10, Rifle 10, Shotgun 4+

Staging: Rifle loaded with 10 rounds, staged on the right table (center stage)
Pistols loaded with 5 rounds each and holstered
Shotgun open and empty, staged on the bar

Start: Standing in right doorway, shillelagh in one hand and one hand on door frame .

Procedure: Say “I’ll bop ya with me shillelagh!” and wait for the beep.

ATB, place the shillelagh on the bar and with shotgun engage shotgun targets **in a sweep**, from either direction.


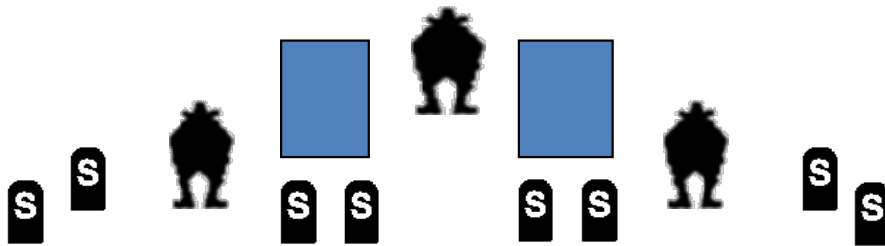
With rifle, engage R1 and R2 with three (3) on each, **then** two (2) on each, starting on the same target each time.

Move behind left table and with pistols as needed, engage P1 - P4 with three (3) on each outside target, **then** two (2) on each inside target.

DHI MARCH '18 STAGES

STAGE 5 THE BLARNEY STONE

It is said, that if one kisses the Blarney Stone in Ireland, you will be blessed with the gift of eloquence in speaking. If you get close to the DHI Blarney Stone, it is said you will be blessed with the gift of clean shooting... or is this all just a bunch of malarkey?



START

Ammo: Pistols 10, Rifle 10, Shotgun 6+

Staging: Rifle loaded with 10 rounds, held in both hands
Pistols loaded with 5 rounds each and holstered
Shotgun open and empty staged on either table

Start: Standing with one foot touching the Blarney Stone, holding rifle in both hands.

Procedure: Say "Ah, that's a bunch of malarkey!" and wait for the beep.

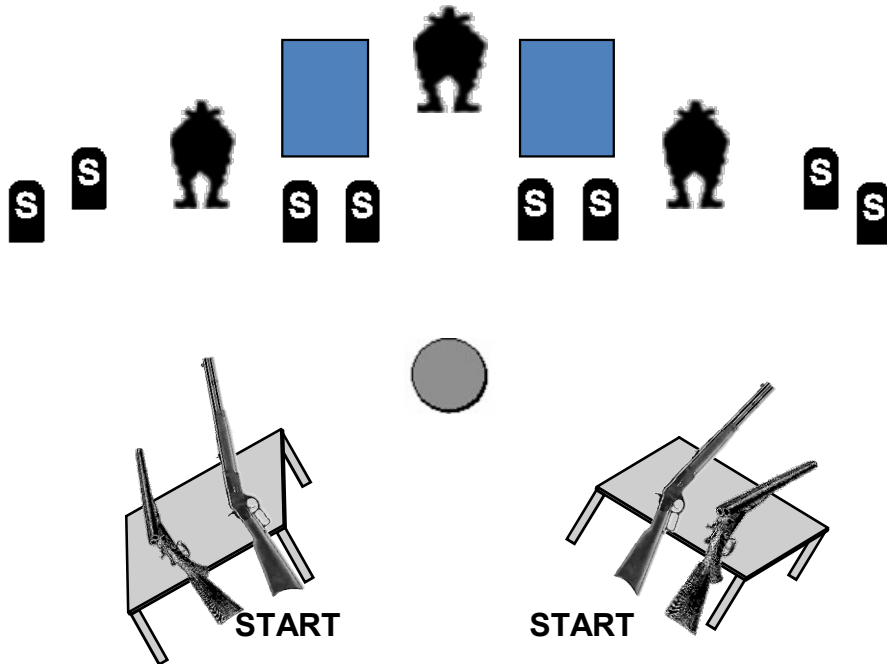
ATB, with rifle engage the Leprechauns once each **then** the rectangles once each, repeat. Move to either table and with pistols as needed, repeat rifle instructions.

With shotgun, engage **any six (6)** shotgun targets.

DHI MARCH '18 STAGES

STAGE 6 A LITTLE LUCK

Everyone knows that to be fast and accurate, you must practice.
But no matter how much you practice, every once in a while, everyone needs a little luck.



Ammo: Pistols 10, Rifle 10, Shotgun ?

Staging: Rifle loaded with 10 rounds, staged on either table
Pistols loaded with 5 rounds each and holstered
Shotgun open and empty, staged on either table

Start: Standing behind either table, hands flat on table.

Procedure: Say “Luck O’ the Irish!” and wait for the beep.

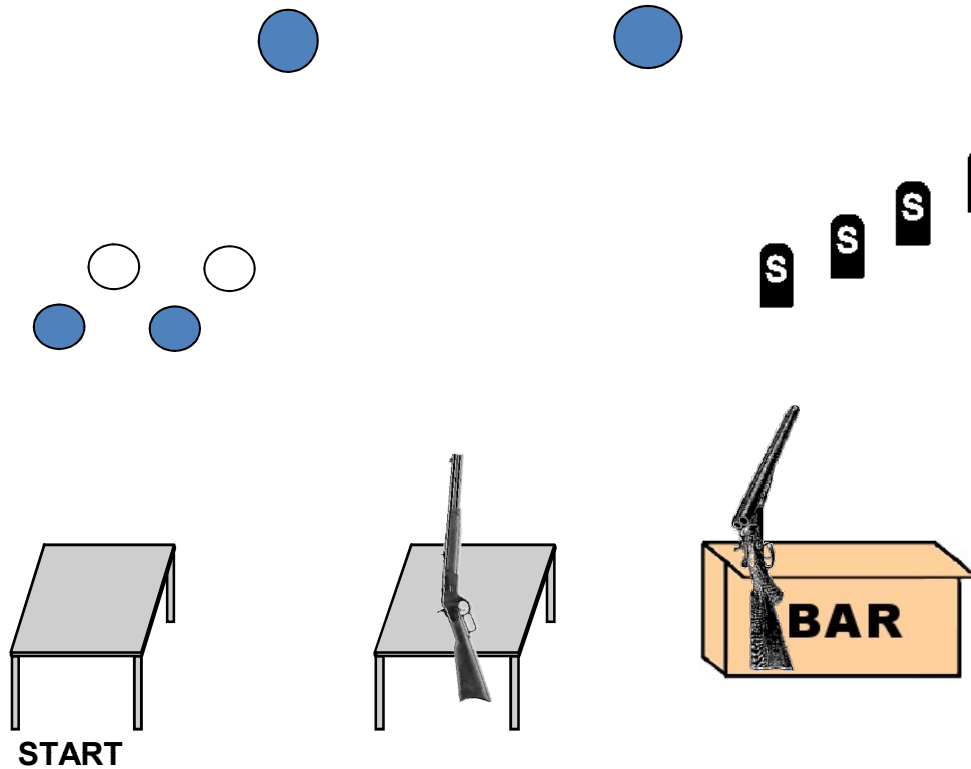
ATB, with rifle engage all knockdowns and the **rectangles** with one (1) round each, in any order. Restage rifle on either table and if needed, with shotgun, engage any remaining knockdowns.

Move to within kicking distance of stone and with pistols as needed, engage targets with two sweeps, from either direction each time.

Note: Knockdowns left up will be scored as misses. Ensure long guns are restaged safely facing the berm.

DHI MARCH '18 STAGES

WARM UP STAGE



Ammo: Pistols 10, Rifle 10 Shotgun 4+

Staging: Rifle loaded with 10 rounds, staged on the right table (center stage)
Pistols loaded with 5 rounds each and holstered
Shotgun open and empty staged on the bar

Start: Standing behind left table, hand(s) on pistol(s).

Procedure: Say "Come on already!" and wait for the beep.

At the beep, with pistols as needed, engage P1 - P4 with a 3-2-3-2 Sweep, from either direction.
With rifle, engage R1 and R2 with three (3) on R1 then two (2) on R2, repeat.
Engage shotgun targets in any order.