



November 2018

Stages

Compliments of Rainmaker

Let Georgia Gypsy know if you will be at Lunch


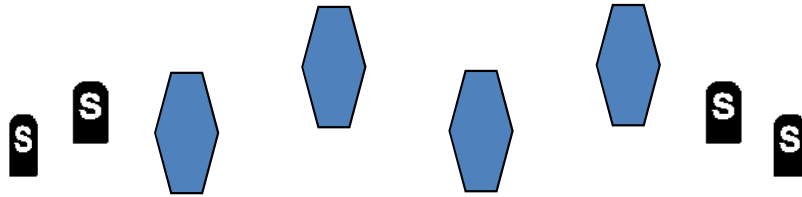
Georgiagypsy17@yahoo.com

DHI NOV '18 STAGES

STAGE 1, BAY 3 WHISTLE DIXIE

Josey Wales has just bought some supplies and comes across some Union soldiers. Stunned, they don't know what to do... until Josey asks,

"Well, are you gonna pull those pistols or whistle Dixie?"



Ammo: Pistols 10, Rifle 10, Shotgun 4+

Staging: Rifle loaded with 10 rounds, staged on either horse

Pistols loaded with 5 rounds each and holstered

Shotgun open and empty, staged on the other horse

Start: Standing between horses, holding packages with both hands.

Procedure: Say "Well, are you gonna pull those pistols or whistle Dixie?" and wait for beep.

ATB, drop packages and with pistols as needed, engage RP1 - RP4 with a Cat Herder's Sweep, from either direction.

With rifle, repeat pistol instructions.

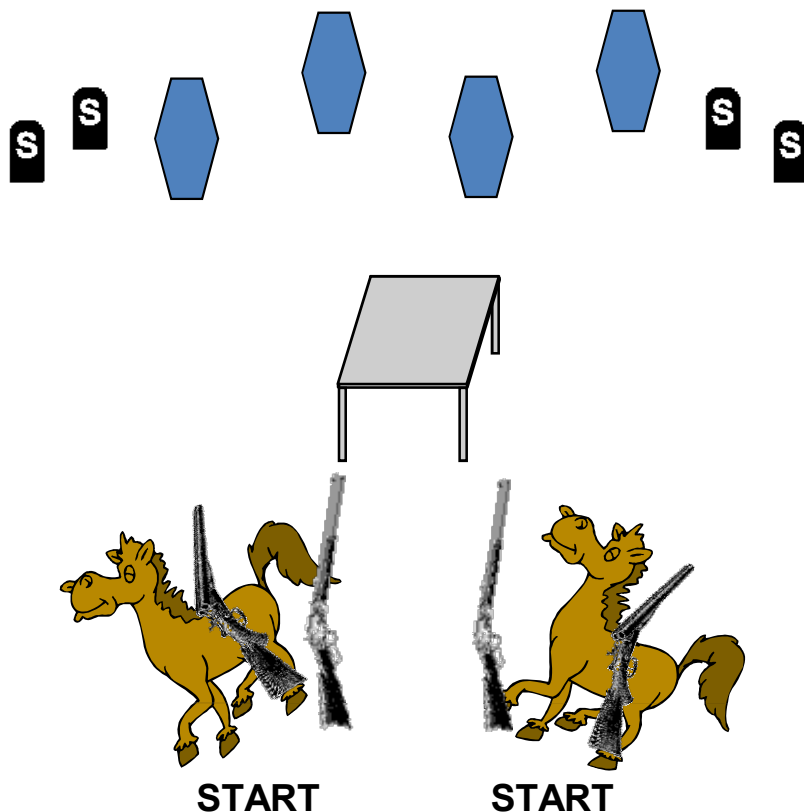
Engage shotgun targets in any order.

Note: A Cat Herder's Sweep is a Nevada Sweep, double-tapping the end targets.

DHI NOV '18 STAGES

STAGE 2, BAY 3 MISSOURA BOAT RIDE

With Fletcher and the Red Legs posse hot on their tails, Josey and Jamie have made it across a river on a ferry. The ferry hurries back across and picks up the posse and Josey is in no hurry to run. After a dressing down from the carpetbagger, Josey informs him about a little thing called a Missoura Boat Ride.



Ammo: Pistols 10, Rifle 10, Shotgun 2+

Staging: Rifle loaded with 10 rounds, held in both hands
Pistols loaded with 5 rounds each and holstered
Shotgun open and empty, staged on either horse

Start: Standing behind horse where shotgun is staged, holding the rifle with both hands.

Procedure: Say “Well Mr. Carpetbagger, we got something in this territory called a **Missoura Boat Ride!**” and wait for the beep.

ATB, with rifle engage RP1 - RP4 *then* ONE knockdown, with one round each, repeat instruction.

With shotgun, engage remaining knockdowns in any order.

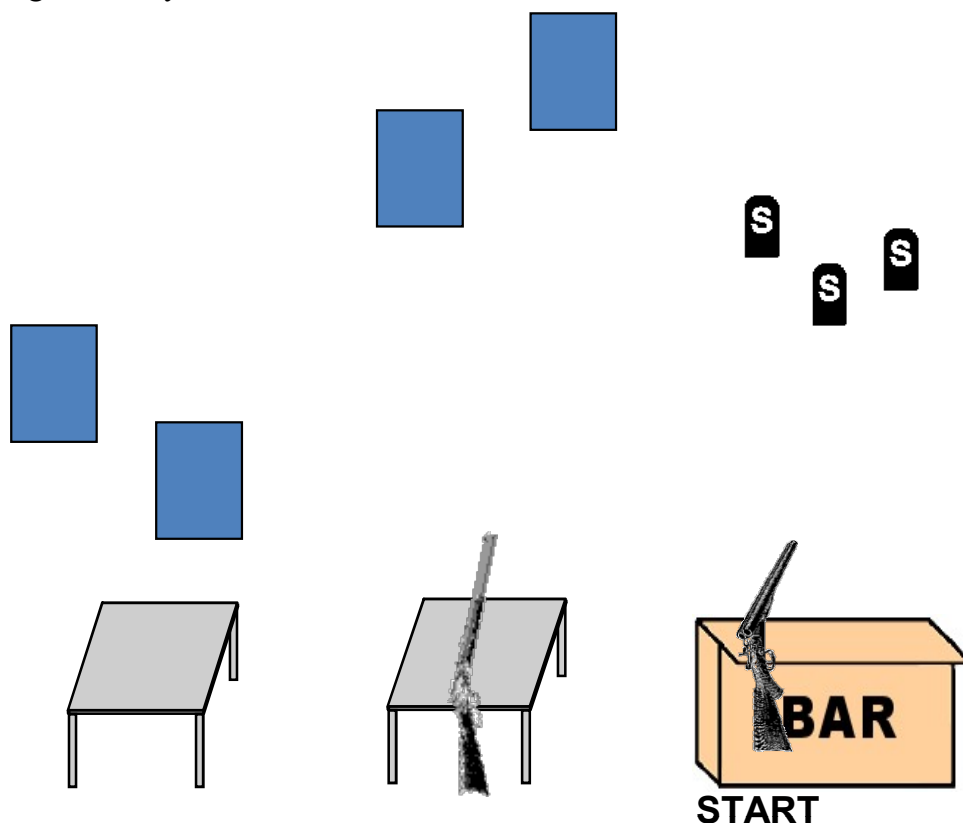
Move to table and with pistols as needed, engage RP1 - RP4 with at least two on each.

Note: Ensure long guns are restaged safely facing the berm.

DHI NOV '18 STAGES

STAGE 3, BAY 4 WHOOPED EM AGAIN

Amused at the posse's misfortune of being sent down the river by Josie, Jamie proclaims, "Whooped em again, Josey!"



Ammo: Pistols 10, Rifle 10, Shotgun 4+

Staging: Rifle loaded with 10 rounds, staged on right table (center stage)

Pistols loaded with 5 rounds each and holstered

Shotgun open and empty, staged on the bar

Start: Standing behind the bar, hands flat on bar.

Procedure: Say "Whooped em again, Josey!" and wait for the beep.

ATB, with shotgun, engage shotgun targets in any order.

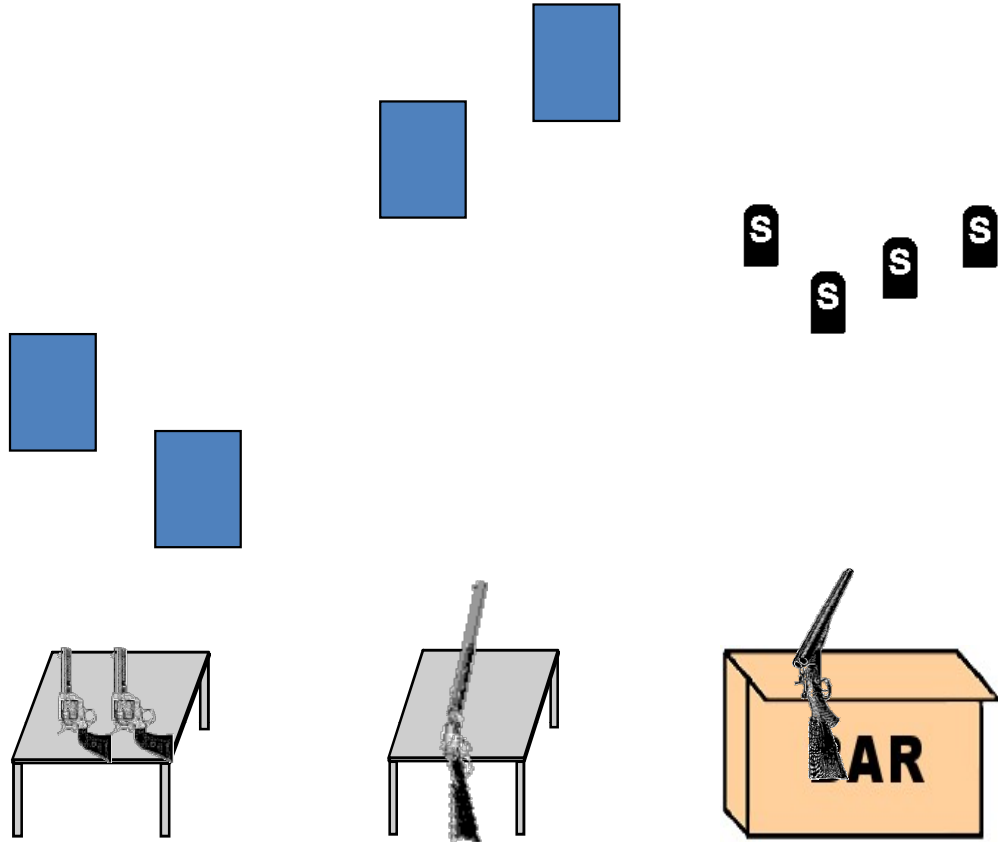
With rifle, engage R1 and R2 with two 3-2 Sweeps, **both from the same direction.**

Move to left table and with pistols as needed, engage P1 and P2 with same directions as rifle.

DHI NOV '18 STAGES

STAGE 4, BAY 3 BUZZARDS GOTTA EAT

Getting the drop on Josie and Jamie, a couple of ne'er-do-wells think they'll cash in on a nice re-ward. After Josie drops his gunbelt, Abe gets a little overconfident and the two soon find the end of Josie's gun barrels. Jamie says he wished they had enough time to bury them... Josie is not so concerned.



START

Ammo: Pistols 10, Rifle 10, Shotgun 4+

Staging: Rifle loaded with 10 rounds, staged on the right table (center stage)
Pistols loaded with 5 rounds each and **STAGED on the LEFT TABLE.**
Shotgun open and empty, staged on the bar

Start: Standing in left doorway, hands on doorposts.

Procedure: Spit (if ya want) and Say “**Buzzards gotta eat, same as worms.**”
and wait for beep.

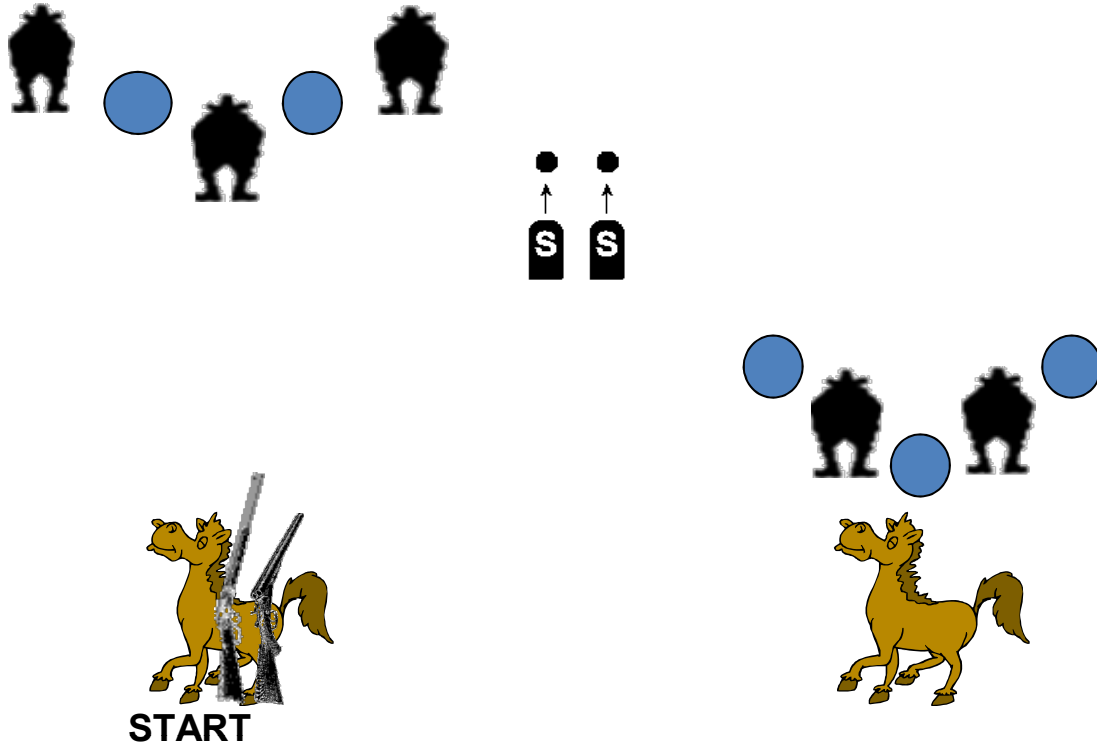
ATB, with pistols as needed, engage P1 and P2 with alternating Double-Taps for 10 rounds.
With rifle, engage R1 and R2 with alternating Double-Taps for 10 rounds.
Place rifle back on right table and with shotgun, engage shotgun targets in any order.

Note: May holster pistols or return them to table. Rifle and Pistols start on either target.

DHI NOV '18 STAGES

STAGE 5, BAY 5 DYIN' AIN'T MUCH OF A LIVING

Two bounty hunters have tracked down Josie Wales and one of them tells him "A man's gotta do something to make a living, these days". Josie responds, "Dyin' ain't much of a living, boy".



Ammo: Pistols 10, Rifle 10, Shotgun 4+

Staging: Rifle loaded with 10 rounds, staged on left horse
Pistols loaded with 5 rounds each and holstered
Shotgun open and empty staged on the left horse

Start: Standing behind the left horse, hands on rifle.

Procedure: Say "Dyin' ain't much of a living, boy" and wait for the beep.

ATB, with rifle, engage R1 - R5 with two sweeps, from either direction each time.

With shotgun, somewhere between horses, engage shotgun targets and pop-ups in any order.
Safely place shotgun on right horse.

With pistols as needed, engage P1 - P5 with two sweeps, from either direction each time.

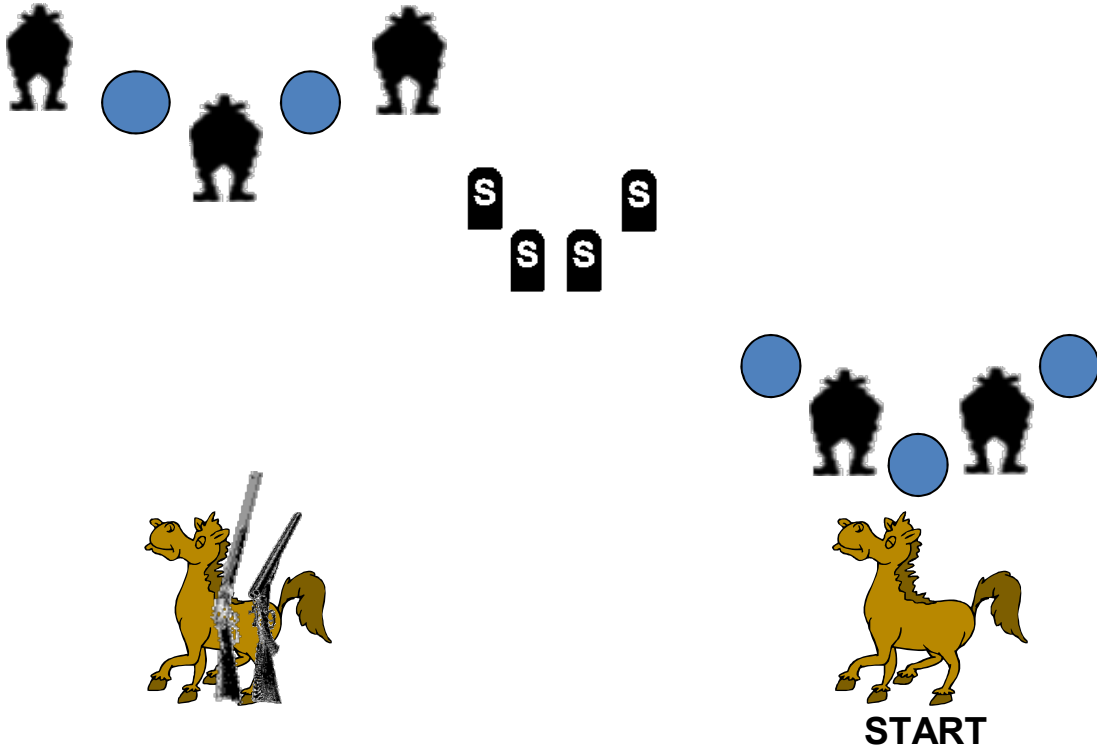
Note: Misses on pop-ups will not be misses, but if hit will be **3 second bonuses**.

DHI NOV '18 STAGES

STAGE 6, BAY 5 I RECKON SO

Shoot the circles only?

I reckon so.



Ammo: Pistols 10, Rifle 10, Shotgun 4+

Staging: Rifle loaded with 10 rounds, staged on left horse
Pistols loaded with 5 rounds each and holstered
Shotgun open and empty, staged on left horse

Start: Standing behind right horse, arms straight out at sides.

Procedure: Say “I reckon so.” and wait for the beep.

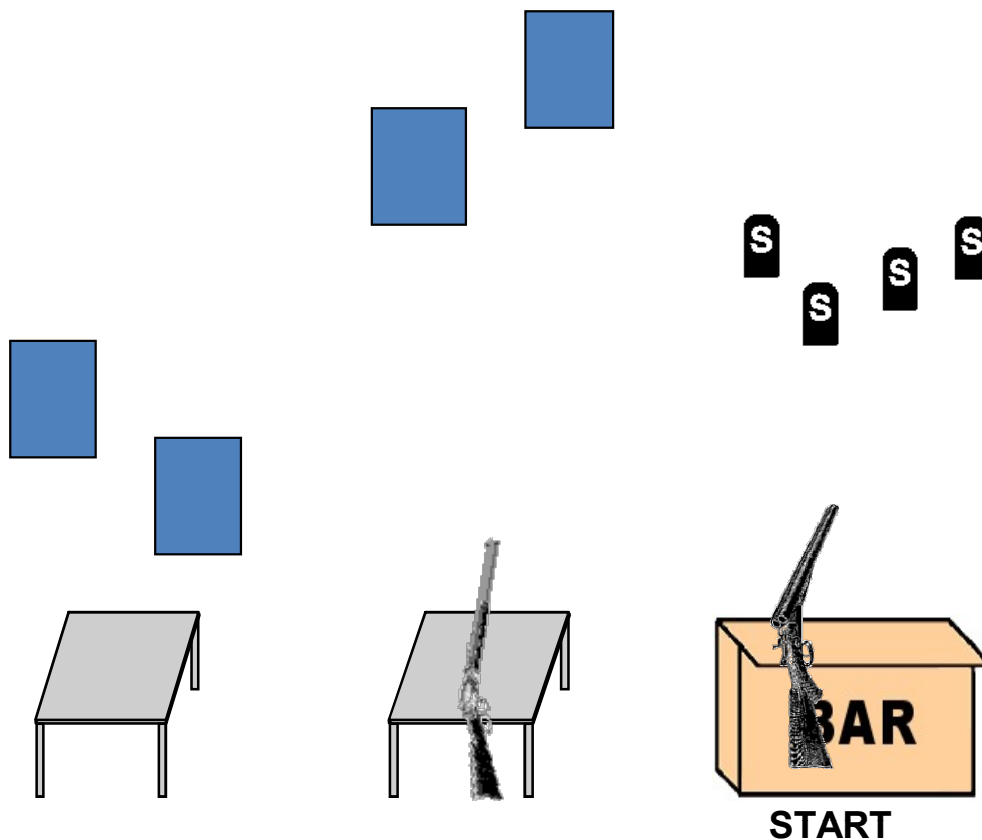
ATB, with pistols as needed, engage **ONLY THE CIRCLES** with a Double-Tap Nevada Sweep, from either direction.

Move to left horse and with rifle, engage **ONLY THE COWBOYS** with a Double-Tap Nevada Sweep, from either direction.

Engage shotgun targets, in any order.

DHI NOV '18 STAGES

WARM UP STAGE



Ammo: Pistols 10, Rifle 10 Shotgun 4+

Staging: Rifle loaded with 10 rounds, staged on the right table (center stage)
Pistols loaded with 5 rounds each and holstered
Shotgun open and empty staged on the bar

Start: Standing behind bar, hands at sides.

Procedure: Say "Let's Shoot!" and wait for the beep.

At the beep, with shotgun, engage shotgun targets in any order.

With rifle, engage R1 and R2 with two 2-3 Sweeps, starting on the same target.

From left table, with pistols as needed, repeat rifle instructions for P1 and P2.