


# DHI SEP '18 STAGES

## STAGE 1, BAY 3 THE NORTH LAKE GANG

Led by Slow Freddie, The North Lake Gang have ridden onto the DHI spread and are intent on stirrin' up trouble. Pale Ale Rider and the DHI faithful will have none of it and make a stand against the interlopers.



**Ammo:** Pistols 10, Rifle 10, Shotgun 6+

**Staging:** Rifle loaded with 10 rounds, staged on the horse  
Pistols loaded with 5 rounds each and holstered  
Shotgun open and empty, staged on the horse

**Start:** Standing behind horse, hand(s) on weapon(s) of choice.

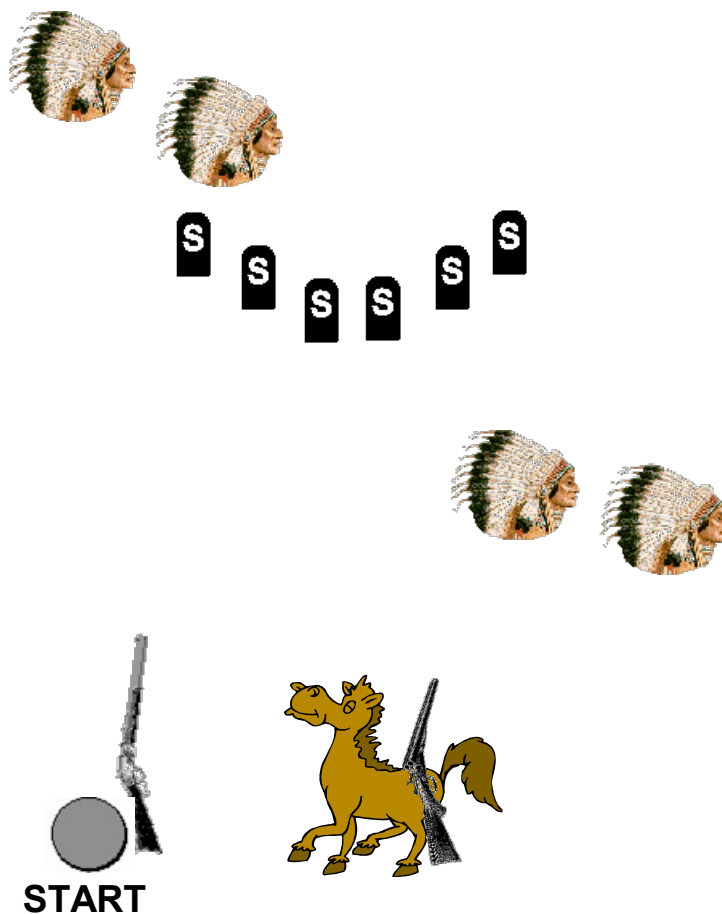
**Procedure:** Say “**Ride On!**” and wait for the beep.

ATB, shooter's choice on order (rifle can't be last); rifle and pistols will be two 3-2 Sweeps, **from the same direction** and shotgun will be in any order.

# DHI SEP '18 STAGES

## STAGE 2, BAY 3 SLOW FREDDIE

Not one to back down, Slow Freddie challenges Pale Ale Rider to a little shootin'. Our hero accepts and in a flash of steel, finds out that maybe Freddie ain't so slow after all.



**Ammo:** Pistols 10, Rifle 10, Shotgun ?

**Staging:** Rifle loaded with 10 rounds, held in both hands  
Pistols loaded with 5 rounds each and holstered  
Shotgun open and empty, staged on horse

**Start:** Standing with one foot touching the stone, rifle held in both hands.

**Procedure:** Say “That ain't THAT fast!” and wait for the beep.

ATB, with rifle engage the knockdowns once each and R1 and R2 with two (2) on each. Move to horse and with pistols as needed, engage P1 and P2 with Double-Taps alternating, starting on either.

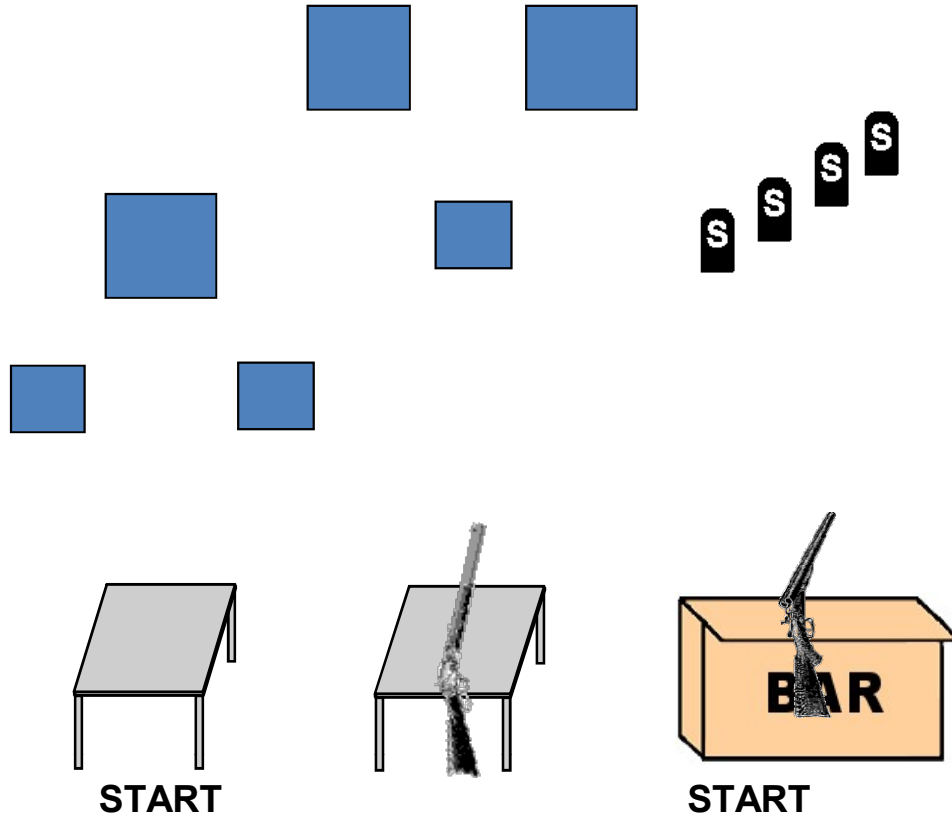
If necessary, with shotgun engage any remaining knockdowns.

**Note:** Rifle misses on knockdowns will not be misses unless left up.

# DHI SEP '18 STAGES

## STAGE 3, BAY 4 BONKERS BAYOU

Not to be left out of the fun, Bonkers Bayou says he'll have a go of it as well. He spouts out something in French and... well, let's just say his run wasn't as pretty as Slow Freddie's.



**Ammo:** Pistols 10, Rifle 10, Shotgun 4+

**Staging:** Rifle loaded with 10 rounds, staged on right table (center stage)

Pistols loaded with 5 rounds each and holstered

Shotgun open and empty staged on the bar

**Start:** Standing either behind bar or left table, hands touching hat.

**Procedure:** Say “Vive La Cochon!” and wait for the beep.

ATB, if starting on the left, with pistols as needed, engage P1 - P3 with a continuous 3-4-3 Sweep, from either direction.

With rifle, engage R1 - R3 with same instructions as pistols.

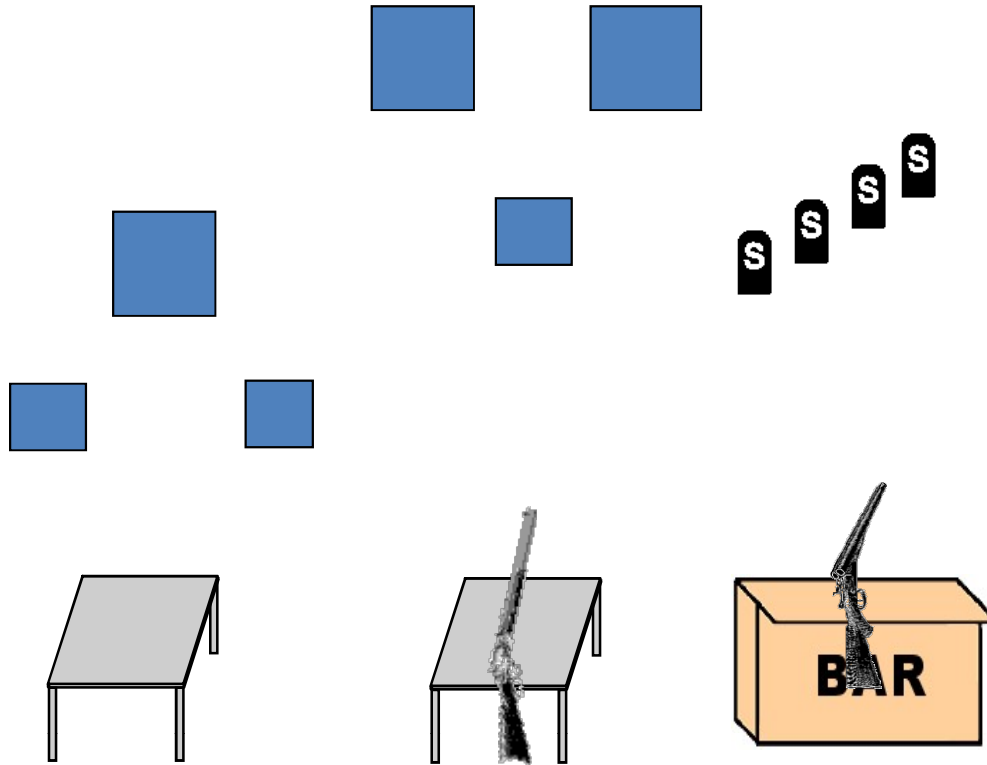
With shotgun, engage shotgun targets in any order.

**Note:** If starting on right, order is shotgun, rifle, pistols.

# DHI SEP '18 STAGES

## STAGE 4, BAY 4 THE DEVIL?

The North Lake Gang's hired gunman is Danny the Devil. He's cold, calculating and deadly with a sixgun. But dutifully standing watch over the DHI spread is Captain Bill Burt. He's well trained, capable and never backs down from danger.



### START

**Ammo:** Pistols 10, **Rifle 9**, Shotgun 4+

**Staging:** Rifle loaded with **9** rounds, staged on the right table (center stage)  
Pistols loaded with 5 rounds each and holstered  
Shotgun open and empty, staged on the bar

**Start:** Standing in left doorway, hands not touching guns.

**Procedure:** Say “**Ain't afraid a no devil!**” and wait for the beep.

ATB, with pistols as needed from left table, engage P1 - P3 with a Sweep, from either direction then a Double-Tap Sweep, from the **same** direction and the last round on P2.


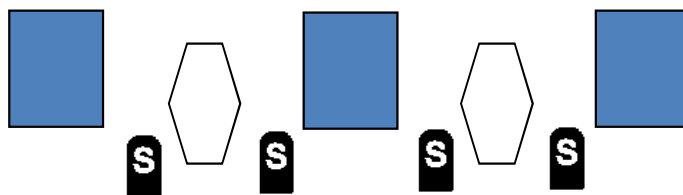
With rifle, engage R1 - R3 with a Sweep, from either direction then a Double-Tap Sweep, from the **same** direction.

Move to bar and engage shotgun targets in any order.

# DHI SEP '18 STAGES

## STAGE 5, BAY 5 BAND OF THE CROOKED CREEK

There's a tribe up North Georgia way that is just wild. Led by a Shaman Woman, they're under some sort of spirit magic and the fella they call Tin Hog... he's just scary!



**Ammo:** Pistols 10, Rifle 10, Shotgun 4+

**Staging:** Rifle loaded with 10 rounds, staged on either horse  
Pistols loaded with 5 rounds each and holstered  
Shotgun open and empty, held in both hands

**Start:** Standing between horses, holding shotgun in both hands.

**Procedure:** Say "Watch out for that Wild Boar!" and wait for the beep.

ATB, engage shotgun targets in any order.

With rifle, engage RP1 - RP5 with a 1-2-4-2-1 Sweep, from either direction.


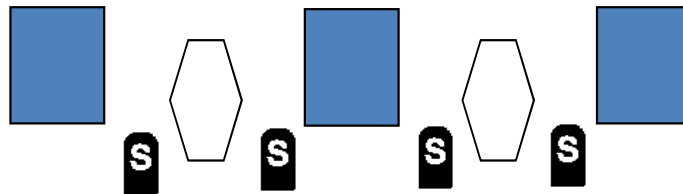
Move to within kicking distance of stone and with pistols as needed, repeat rifle instructions.

**Note:** Ensure long guns are restaged safely facing the berms.

# DHI SEP '18 STAGES

## STAGE 6, BAY 5 CROOKED CREEK MEDICINE MAN

When the Shaman Woman calls for big medicine, she summons High Hiney. He is the Crooked Creek Band's medicine man and quite capable with shootin' irons as well.



**Ammo:** Pistols 10, Rifle 10, Shotgun 4+

**Staging:** Rifle loaded with 10 rounds, held in both hands  
Pistols loaded with 5 rounds each and holstered  
Shotgun open and empty, staged on either horse

**Start:** Standing between horses, holding rifle in both hands.

**Procedure:** Say “**Big Medicine?**” and wait for the beep.

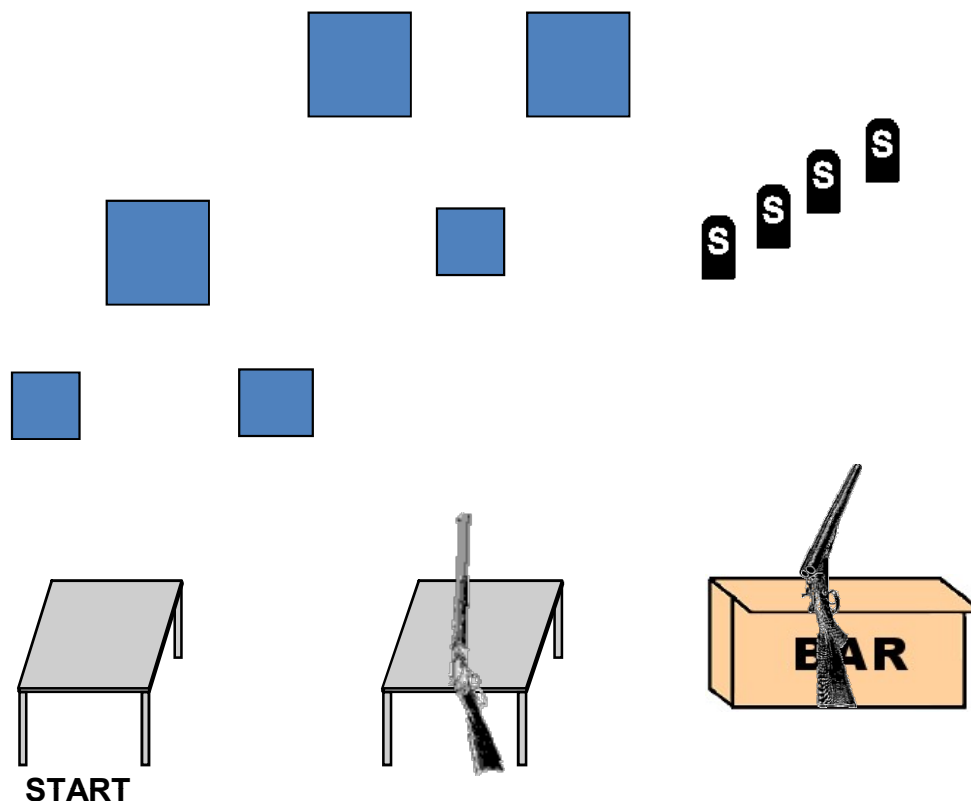
ATB, with rifle engage the BLUE targets with Double-Taps, then the WHITE targets with Double-Taps.

With pistols as needed, engage targets the same as rifle.

Engage shotgun targets in any order.

# DHI SEP '18 STAGES

## WARM UP STAGE



**Ammo:** Pistols 10, Rifle 10 Shotgun 4+

**Staging:** Rifle loaded with 10 rounds, staged on the right table (center stage)

Pistols loaded with 5 rounds each and holstered

Shotgun open and empty staged on the bar

**Start:** Standing behind left table, hands at sides.

**Procedure:** Say "Oh Yeah?" and wait for the beep.

At the beep, with pistols as needed, engage P1 - P3 with a continuous Double-Tap Nevada Sweep, from either direction.

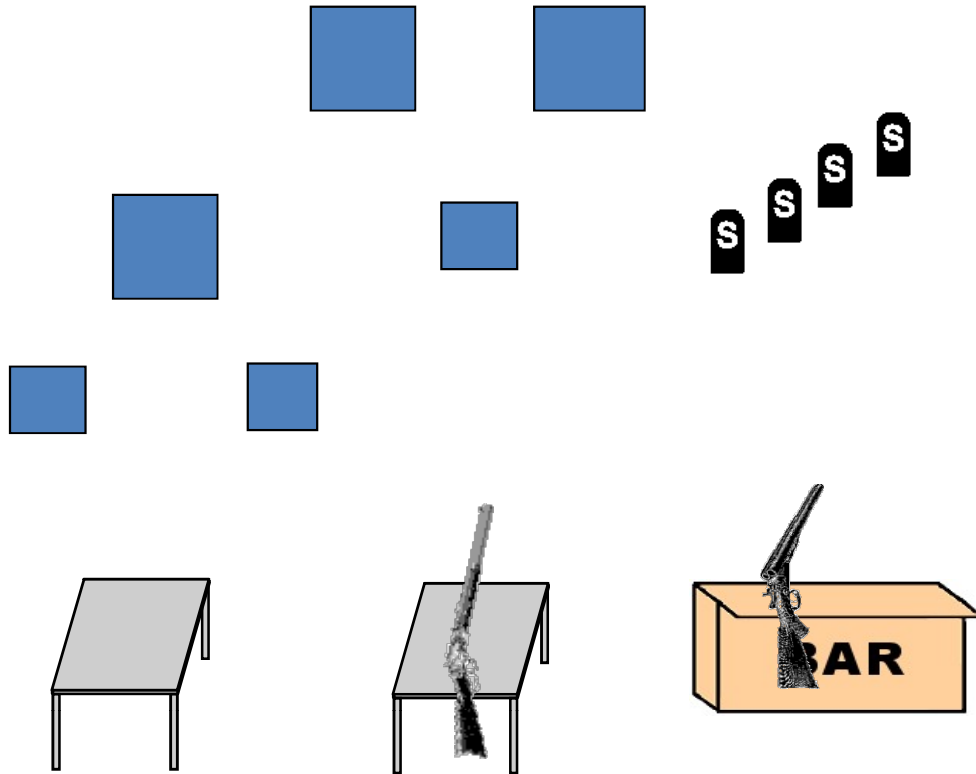
With rifle, engage R1 - R3 with a Double-Tap Nevada Sweep, from either direction.

Engage shotgun targets in any order.

# DOC HOLLIDAY'S SEPTEMBER '18 MATCH

## STAGE 3, BAY 4 WARM UP

Slow Freddie Warms Up



### START

**Ammo:** Pistols 10, Rifle 10, Shotgun 4+

**Staging:** Rifle loaded with 10 rounds, staged on the right table (center stage)

Pistols loaded with 5 rounds each and holstered

Shotgun open and empty staged on the bar

**Start:** Standing behind the left table, hands at sides.

**Procedure:** Say “Get back here you!” and wait for the beep.

At the beep, with pistols as needed, engage P1 - P3 with at least three (3) on each.

With rifle, repeat pistol sequence.

Engage shotgun targets in any order.