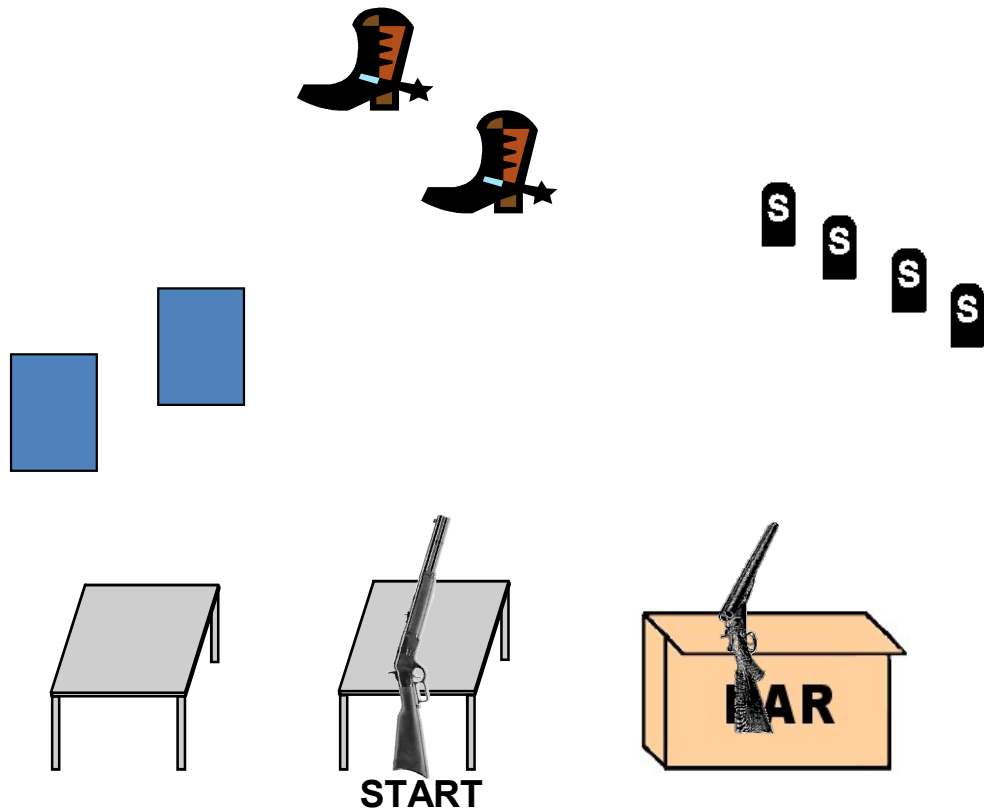


Doc Holliday's Immortals 2019 Night Shoot

STAGE 1, BAY 4 THE BOOGERMAN



Ammo: Pistols 10, Rifle 10, Shotgun 4+

Staging: Rifle loaded with 10 rounds, staged on right table (center stage)
Pistols loaded with 5 rounds each and holstered
Shotgun open and empty, staged on bar

Start: Standing behind right table with hands flat on table.

Procedure: Say “I’m not scared of no Boogerman!” and wait for the beep.

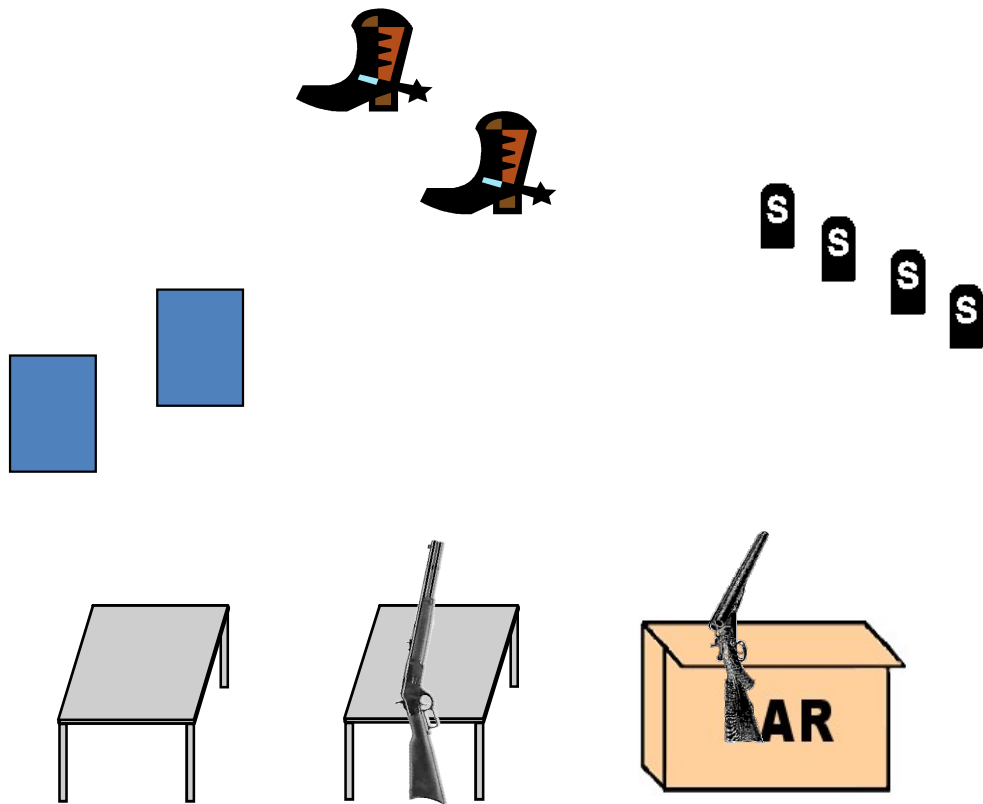
ATB, with rifle, engage R1 and R2 with four (4) on each **then** one (1) on each. (Must alternate after 4)

Shooter's choice to move to pistols or shotgun next.

From behind left table with pistols as needed, engage P1 and P2 with same directions as rifle.
Engage shotgun targets in any order.

Doc Holliday's Immortals 2019 Night Shoot

STAGE 2, BAY 4 LOOKIN' BACK



START

Ammo: Pistols 10, Rifle 10, Shotgun 4+

Staging: Rifle loaded with 10 rounds, staged on right table (center stage)
Pistols loaded with 5 rounds each and holstered
Shotgun open and empty, staged on the bar

Start: Standing in center doorway, holding lantern in one hand.

Procedure: Say "Lookin' back is a bad habit" and wait for the beep.

ATB, Shooter's choice to move to bar or left table first.

With shotgun, engage shotgun targets in any order.

With rifle, engage R1 and R2 with a Lawrence Welk Sweep, starting on either.

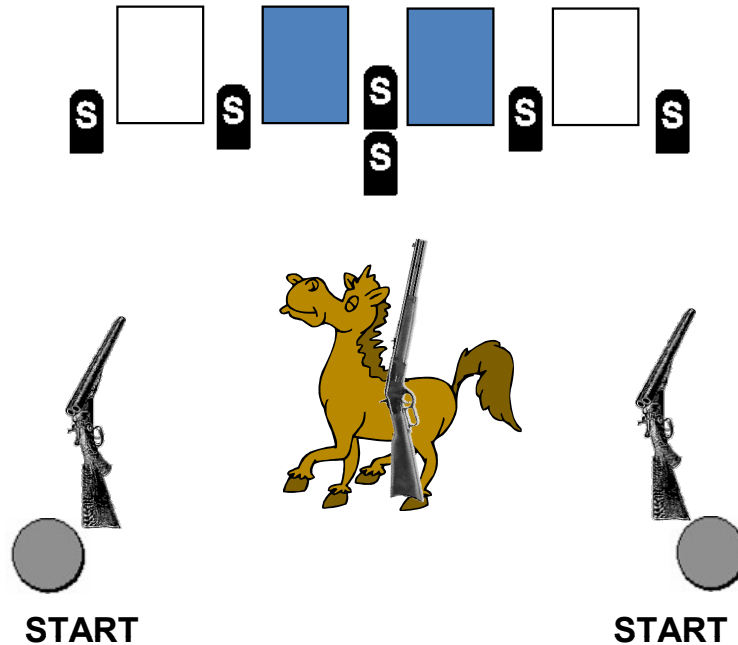
From left table with pistols as needed, engage P1 and P2 with a continuous Lawrence Welk Sweep, starting on either.

(If starting on left, order is pistols, rifle, shotgun.)

Note: A Lawrence Welk Sweep is one on 1, two on 2, three on 1 and four on 2.

Doc Holliday's Immortals 2019 Night Shoot

STAGE 3, BAY 5 BOLD TALK!



Ammo: Pistols 10, Rifle 10, Shotgun 6+

Staging: Rifle loaded with 10 rounds, staged on the horse
Pistols loaded with 5 rounds each and holstered
Shotgun open and empty, held in both hands

Start: Standing with one foot touching a start stone, holding shotgun in both hands.

Procedure: Say “I call that bold talk for a one-eyed fat man!” and wait for the beep.

ATB, engage two near shotgun targets then move to horse and engage remaining shotgun targets.

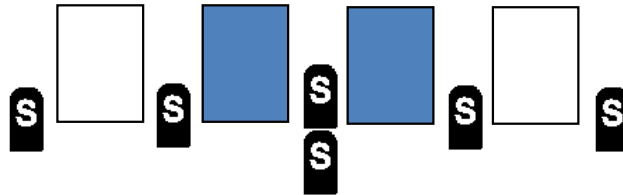
With rifle, engage RP1 - RP4 with a Cat Herder's Sweep, from either direction.

With pistols as needed, engage RP1 - RP4 with a continuous Cat Herder's Sweep, from either direction.

Note: A Cat Herder's Sweep is a Nevada Sweep, double-tapping the end targets.

Doc Holliday's Immortals 2019 Night Shoot

STAGE 4, BAY 5 YOU BUSHWHACKER!



START

Ammo: Pistols 10, Rifle 10 Shotgun 2+

Staging: Rifle loaded with 10 rounds, staged on the horse
Pistols loaded with 5 rounds each and holstered
Shotgun open and empty, staged on the horse

Start: Standing behind horse, pointing downrange with one hand, other hand at side.

Procedure: Say "I ain't dead yet, you bushwhacker!" and wait for the beep.

ATB, shooter's choice to start with rifle or pistol.

With rifle, engage one knockdown **then** RP1 - RP4 once each, repeat.

With pistols as needed, repeat rifle instructions.

With shotgun, engage remaining knockdowns.

Note: Rifle/pistol misses on knockdowns will not be misses unless left standing.